

تم تحميل وعرض المادة من

موقع حلول كتبي

المدرسة اونلاين



موقع

حلول كتبي

<https://hululkitab.co>

جميع الحقوق محفوظة للقائمين على العمل

للعودة إلى الموقع ابحث في قوقل عن : موقع حلول كتبي

STUDENT'S BOOK
4

WE CAN!

موقع
حلول كتيب

Yoko Matsuka and Glenn McDougall

Mc
Graw
Hill

Published by McGraw-Hill Education, 2 Penn Plaza, New York, NY 10121. Copyright © 2017 by McGraw-Hill Education. All rights reserved. No part of this publication may be reproduced or distributed in any form or by any means, or stored in a database or retrieval system, without the prior written consent of McGraw-Hill Education, including, but not limited to, in any network or other electronic storage or transmission, or broadcast for distance learning.

ISBN: 978-1-4470-9030-4

Series consultant: Mayumi Tabuchi

Project manager: Judy MacDonald

Development editor: Steve Longworth

Editor: Anne Tseng

Production manager: Alfonso Reyes

Designer: Kate Vandestadt, Vandestadt Design

Design supervision: Peter Shaw

Exclusive rights by McGraw-Hill Education for manufacture and export. This book cannot be re-exported from the country to which it is sold by McGraw-Hill Education. This Regional Edition is not available outside Europe, the Middle East and Africa.

Photo Credits

SB: iii (tr) ©Tatweer Co. for Educational Services, **3** (l to r - t to b) ©Andrew Paul Deer/Shutterstock, **3** (l to r - t to b) ©Jan Stria/Shutterstock, **3** (l to r - t to b) ©Davesayit/Shutterstock, **3** (l to r - t to b) ©Tatiana Grozetskaya/Shutterstock, **3** (l to r - t to b) ©Vaclav Sebek/Shutterstock, **3** (l to r - t to b) ©paula french/Shutterstock, **3** (l to r - t to b) ©davegkugler/Shutterstock, **3** (l to r - t to b) ©Nick Fox/Shutterstock, **3** (l to r - t to b) ©Donovan van Staden/Shutterstock, **3** (l to r - t to b) ©four Oaks/123RF, **3** (l to r - t to b) ©Glow Images/Glow Images, **3** (l to r - t to b) ©semue85/Shutterstock, **3** (l to r - t to b) ©Panther Media GmbH/Alamy Images, **4** (l to r - t to b) ©Pix One/Shutterstock, **4** (l to r - t to b) ©Fotos593/Shutterstock, **4** (l to r - t to b) ©Chase Swift/Getty Images, **4** (l to r - t to b) ©Tom Reichner/Shutterstock, **4** (l to r - t to b) ©McGraw-Hill, **4** (l to r - t to b) ©Seregami/Shutterstock, **4** (l to r - t to b) ©Jan Stria/Shutterstock, **4** (l to r - t to b) ©Martin Strmiska/Alamy Images, **4** (l to r - t to b) ©Elko Tsuchiya/Shutterstock, **8** (l to r - t to b) ©bigjom jom/Shutterstock, **8** (l to r - t to b) ©David Carillet/Shutterstock, **8** (l to r - t to b) ©Tatweer Co. for Educational Services, **8** (l to r - t to b) ©Alina Zamogilnykh/Shutterstock, **8** (l to r - t to b) , **8** (l to r - t to b) ©McGraw-Hill, **15** (l to r - t to b) ©Steve Photography/Shutterstock, **15** (l to r - t to b) ©Alexander Chaikin/Shutterstock, **15** (l to r - t to b) ©allexandar/123RF, **15** (l to r - t to b) ©Volodymyr Dvornyk/Shutterstock, **15** (l to r - t to b) ©AHMAD FAIZAL YAHYA/Shutterstock, **15** (l to r - t to b) ©Tatweer Co. for Educational Services, **15** (l to r - t to b) ©dnaveh/Shutterstock, **15** (l to r - t to b) ©Volodymyr Dvornyk/Shutterstock, **17** 1 ©Aui Meesri/Shutterstock, **17** 2 ©Mikbiz/Shutterstock, **17** 3 ©Hannu Liivaar/Alamy, **17** 4 ©Tom Saga/Shutterstock, **17** 5 ©vkstudio/Alamy Stock Photo, **20** (l to r) ©McGraw-Hill, **20** (l to r) ©pmozz/Shutterstock, **20** (l to r) ©George Doyle/SuperStock, **20** (l to r) ©Irina Nartova/Shutterstock, **22** (l to r) ©James Gathany/Centers for Disease Control and Prevention (CDC), **22** (l to r) ©Punit Gupta/Punit Gupta, **22** (l to r) ©Elenamiv/Shutterstock, **22** (l to r) ©fam Dubal/Shutterstock, **28** (l to r) ©Gordana Sermek/Shutterstock, **28** (l to r) ©Zurijeta/Shutterstock, **28** (l to r) ©zi3000/Shutterstock, **28** (l to r) ©MWermuth/Shutterstock, **30** 1 (x2) ©Lana Stem/Shutterstock, **30** 2 ©Fernandodiass/Shutterstock, **30** 3 ©Adisa/Shutterstock, **30** 4 ©Istvan Csak/Shutterstock, **30** 5 ©Photoongraphy/Shutterstock, **30** 6 ©Aakash Bagchi/Shutterstock, **30** 7 ©Nor Gal/Shutterstock, **30** 8 ©demidoff/Shutterstock, **32** (l to r - t to b) ©Yuri Arcurs/DesignPics, **32** (l to r - t to b) ©Ruslan Kudrin/Shutterstock, **32** (l to r - t to b) ©Radius Images/Image Source, **32** (l to r - t to b) ©CosminIftode/Shutterstock, **32** (l to r - t to b) ©Bohbeh/Shutterstock, **32** (l to r - t to b) ©Image Source/Image Source, **40** (bl) ©tiny windmill/Shutterstock, **40** (br) ©tiny windmill/Shutterstock, **48** (c) ©Zurijeta/Shutterstock, **48** (inset) ©mkos83 ©123RF.com.

WB: 66 (l to r - t to b) ©Shawn Mahoney/Shawn Mahoney, **66** (l to r - t to b) ©Ondrej Prosicky/Shutterstock, **66** (l to r - t to b) ©Tetra Images/Image Source, **66** (l to r - t to b) ©Stephen Mcsweeny/Shutterstock, **66** (l to r - t to b) ©Tetra Images/Image Source, **66** (l to r - t to b) ©Ondrej Prosicky/Shutterstock, **67** (l to r - t to b) ©Dmytro Gilitukha/Shutterstock, **67** (l to r - t to b) ©paula french/Shutterstock, **67** (l to r - t to b) ©Worakiet/Shutterstock, **67** (l to r - t to b) ©Radek Borovka/Shutterstock, **67** (l to r - t to b) ©Ronnie Howard/Shutterstock, **70** 1 ©Serhii Brovko/Shutterstock, **70** 2 ©David Carillet/Shutterstock, **70** 3 ©McGraw-Hill, **70** 4 ©Vibrant Image Studio/Shutterstock, **70** 5 ©Pakhnyushchy/Shutterstock, **70** 6 ©Tewin Kijthamrongworakul/Alamy Images, **70** 4 ©bigjom jom/Shutterstock, **70** 5 ©Tatweer Co. for Educational Services, **75** 1 ©Whitevector/Shutterstock, **75** 2 ©Sony Herdiana/Shutterstock, **75** 3 ©SaudiArabiaPhotography/Shutterstock, **75** 4 ©Alexander Kondratenko/Shutterstock, **75** 5 ©iofoto/Shutterstock, **75** 6 ©Tatweer Co. for Educational Services, **78** 1 ©Mikbiz/Shutterstock, **78** 2 ©vkstudio/Alamy Stock Photo, **78** 3 ©Hannu Liivaar/Alamy, **80** 1 ©David Papazian/Shutterstock, **80** 2 ©Photographee.eu/Shutterstock, **80** 3 ©Peshkova/Shutterstock, **80** 4 ©Photographee.eu/Shutterstock, **80** 5 ©Interior Design/Shutterstock, **80** 6 ©Africa Studio/Shutterstock, **80** 7 ©JOAT/Shutterstock, **83** 1 ©Photobac/Shutterstock, **83** 2 ©Miroslav Pesek/Shutterstock, **83** 3 ©Photographee.eu/Shutterstock, **83** 4 ©Avaniks/Shutterstock, **83** 5 ©Photographee.eu/Shutterstock, **83** 6 ©Juris Kraulls/Shutterstock, **90** 1 ©chalrumpon onnongwa/Shutterstock, **90** 2 ©Picsfive/Shutterstock, **90** 3 ©McGraw-Hill, **90** 4 ©Mark Steinmetz/McGraw-Hill Education, **90** 5 ©ChameleonsEye/Shutterstock, **91** (tr) ©Koya979/Shutterstock, **91** (bl) ©Koya979/Shutterstock, **91** (cl) ©Lana Stem/Shutterstock, **91** (bl) ©Fernandodiass/Shutterstock, **101** 5 ©tiny windmill/Shutterstock, **101** 6 ©tiny windmill/Shutterstock.

Contents

Student's Book

Unit 1	Wild Animals	2
Unit 2	From Here to There	10
Unit 3	My House	18
Unit 4	My Things	26
Unit 5	My Day, Animals, Places	34
Phonics Practice		42
Picture Dictionary		52
Audio Track Lists		56
Wordlist		58
Grade 5 Objectives		59
Workbook		61



Unit 1 Wild Animals

القرود لطيفة!

وقت الحوار Talk Time

1 Listen and point.
اسمّع واحد



Look! It's a baby monkey.

Monkeys are cute!

انظر!
انه صغير القرد

انظر! انه
فيل

Where's the lion?

أين هو
الأسد؟

Look! It's an elephant.

Elephants are big!

الفيله كبيرة!

It's here. انه هنا.

أين هي الأفعى؟

Where's the snake?

It's over there. انها هناك.

2 Practice the talks in pairs. تدرب على الحوار مع زميلك.

3 Act out the talks in pairs.
قم بتمثيل الحوار
مع زميل



Remember the Big Four



4

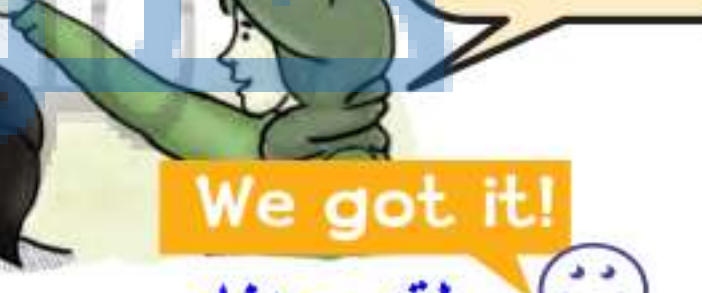

Find the Animal

وقت المتعة

Listen to the teacher and look for the animal.

Say the letter.

جد الحيوان



It's A.

Where's the lion?

We got it!

لقد وجدناه

أين هو
الأسد؟

Examples:

S1: Where's the kangaroo?

S 2: It's H.

S1: Where's the tiger?

S 2: It's B.

S1: Where's the hippo?

S 2: It's D.

S1: Where's the koala?

S 2: It's C.

S1: Where's the snake?

S 2: It's M.

I Can ... أستطيع

• act out the talks about wild animals.

* أستطيع تمثيل حوار عن الحيوانات البرية.

• tell friends the names of six wild animals using the animal chart.

* أستطيع أن اخبر صديق عن ستة حيوانات برية. باستخدام مربع الحيوانات.



Rhythms and Listening الايقاعات والاستماع

1 Chant and mime.



Animal Chant

I will catch a monkey, by the toes, by the toes.

I will catch a monkey, by the toes!

... a monkey, by the toes!

... an elephant, by the trunk!

... an elephant, by the trunk!

... a tiger, by the tail!




... a tiger, by the tail!

... a snake, by the head!

... a snake, by the head!

... a bear, by the nose!

... a bear, by the nose!



Sounds and Letters الأصوات والحروف

2 Listen, say, and match. استمع وقل وقل بالتوصيل



o

o_e

octopus

fox



rose

rope



Fun Time!

وقت المتعة

3

لعبة. ما هو هذا الحيوان؟ **What Animal Is This? Game**

استمع وخمن. Listen and guess.



ما هو هذا الحيوان؟

What animal is this?



I know.
It's a lion.

انه أسد.

That's right.

هذا صحيح.



استطيع ... **I Can**

- * اردد ترنيمة الحيوان chant the *Animal* chant.
- * ألع لعبة ما هو هذا الحيوان مع زميل. play the *What Animal Is This? Game* with a partner.



Advice Time


The early bird catches the worm.

الطيور المبكرة تصطاد الدود.



الكلمات في أفعال Words in Action

1 Listen, point, and say. استمع وحدد وقل



الفيلة
كبيرة الحجم
ولديها جذوع

1. Elephants ...
are big.
have trunks.



2. Zebras ...
are black and white.
have stripes.

الحمار الوحشي
بيضاء وسوداء
ولديها خطوط.



التماسيح
مخيفة
ولديها اسنان
كبيرة

3. Crocodiles ...
are scary.
have big teeth.



4. Chimpanzees ...
are smart.
have long arms.

الشمبانزي
حيوانات ذكية
ولديها أياد طويلة.



الأفاعي طويلة
ولا تمتلك
أيادي أو أرجل

5. Snakes ...
are long.
have no arms or legs.



6. Hippos ...
are fat.
have big mouths.

أفراس النهر
سمينة
ولديها فم كبير

2 Practice the sentences in pairs. تدرب على الجمل مع زميل.

One partner says the animal name. The other says
one thing about it. Then switch. أحدهم يقول أسم الحيوان والآخر يقول
شي عن هذا الحيوان. ثم تتبادلوا الأدوار.

Fun Time!

3

Animal Two Hints Game لعبة التلميحان عن الحيوان

Listen to two hints and say the animal's name.
استمع إلى التلميحان عن الحيوان ثم قل اسم الحيوان



انها
كبيرة
ولديها
خرطوم.

They are big.
They have trunks.

That's right!

هذا صحيح.

I know!
Elephants.

أعلم، أنها الفيلة

Let me try!



Examples:

Teacher: They are smart. They have long arms.

S: I know! Chimpanzees.

Teacher: That's right!

Teacher: They are scary.

They have big teeth.

S: I Know! Crocodiles.

Teacher: That's right!

I Can ...

- say something about three wild animals.
* أستطيع أن أقول شي عن ثلاثة حيوانات برية.
- play the Animal Two Hints Game.
* أستطيع أن أعب لعبة التلميحان عن الحيوان.



الأصوات والحروف Sounds and Letters

1 Listen, point, and say. Then read and number 1 or 2.



1 /e/



head

2 /i/



read



1 feather

2 peach

2 meat

1 bread

استمع وحدد ثم قل. بعد ذلك قم بالتوصيل

2 Listen, point, and say. Then match with u or u_e.



U says ... u, u, tub and U says ... u, u, tube



cup



cube



uniform

u

u_e

bus



duck



huge



3 Listen, say, and match. استمع وقل وقم بالتوصيل



food

book

boot



foot

moon

cook

4

اقرأ الرقم. ثم اكتب.
Read and number. Then listen and check.



1 /z/



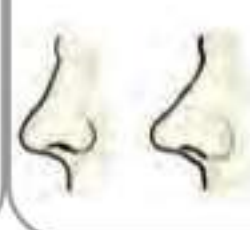
arms

2 /s/



trunks

3 /iz/



noses

1



hippos

1



crocodiles

1



snakes

2



elephants

3



dresses

3



faces

Fun Time!

5

سباق الصوتيات
Phonics Race

Say and mime words in pairs.
Use these letters.

o o_u ea u
u_e oo

o_e says rose ...

o says hot ...



- * ea says meat / peach.
- * u says cup / duck / bus.
- * oo says boot / food.
- * ea says feather / bread
- * u_e says cube / huge / tube.
- * oo says book / foot.



I Can ... أستطيع

- listen, point, and match pictures, words, and letters. * استمع واحدد واصل الصور والكلمات والحروف.
- say, read, and write the sounds for ea, peach and ea, head; u, duck; u_e, cube; oo, book and oo, boot by myself.



Unit 2 From Here to There

معذرة. أين محطة القطار؟

وقت الحوار Talk Time

استمع وحدد

1 Listen and point.



How do you go to school?

I walk. How about you?

I go by school bus.

Excuse me. Where's the train station?

Walk straight and turn left.

إذهب مباشرة
ثم أنعطف يساراً

كيف تذهب
إلى المدرسة؟

أمشي. وماذا عنك؟

أذهب بواسطة باص المدرسة.

2 Practice and act out the talks in pairs.

تدرب ومثل الحوار مع زميلك

3 Listen, point, and say. Then write the missing letters.

استمع وحدد وقل. ثم قم بكتابة الحروف الناقصة

station step stop

Walk straight two **st**eps
and **st**op!



Fun Time!

4 Which Way Are You Looking? ما هو الطريق الذي تبحث عنه؟

Close your eyes and try to follow.
أغض عينيك وحاول التتبع



We can't see!

I Can ...

- act out the talks about directions and going places with a partner.

* أستطيع تمثيل الحوار عن الإتجاهات والذهاب للأماكن مع زميل.

- give directions to a partner, saying "Turn left.", "Turn right.", and "Walk straight."

* أستطيع أن أعطي الإتجاهات لزميل قائلاً "انعطف يساراً"، "انعطف يمينا" و "أذهب مباشرة"



Rhythms and Listening الإيقاعات والاستماع

1 Chant and do the actions. ردد وقم بالأحداث.



When You See a Red Light

عندما ترى إشارة حمراء

When you see a red light, red light, red light.

When you see a red light, stop, stop, stop.



When you see a yellow light,

yellow light, yellow light.


When you see a yellow light, wait, wait, wait.



When you see a green light,

green light, green light.

When you see a green light, go, go, go.



Sounds and Letters

2 Listen, say, and number. Then write the missing letters.



1 ship



2 chip




3 slip



sh eep



ch eese



sl eep



3

لعبة إشارة المرور Traffic Signal Game

Listen to the leader and say what to do.



When you see a red light, red light, red light...

Stop, stop, stop!

When you see a yellow light, yellow light, yellow light...

Wait, wait, wait!

When you see a green light, green light, green light...

Go, go, go!



I Can ...

- chant the *When You See a Red Light* chant.
- say if a traffic signal says to stop, wait, or go.



GOAL 11



GOAL 12

1 Listen, point, and say.
استمع وحدد وقل

Watch out! It's a / an ...



1. truck
شاحنة



2. bus
باص



3. train
قطار



4. motorbike
دراجة نارية



5. car

سيارة



6. bicycle

دراجة هوائية



7. taxi
تاكسي



8. police car
سيارة شرطة



9. ambulance
سيارة إسعاف

1. Watch out! It's a truck.
2. Watch out! It's a bus.
3. Watch out! It's a train.
4. Watch out! It's a motorbike.
5. Watch out! It's a car.

6. Watch out! It's a bicycle.
7. Watch out! It's a taxi.
8. Watch out! It's a police car.
9. Watch out! It's an ambulance.

2 Practice the words in pairs. Then race your partner.



3

Take a Trip! خذ رحلة

Listen and trace with your finger from each place to the next to complete your trip. Where do you end up?

استمع وتتبع باستخدام اصبعك من مكان إلى آخر حتى تنتهي
من رحلتك. أين انتهت رحلتك؟

Where are
you now?



AIRPORT



SPACE STATION



MOON



HOSPITAL



TRAIN STATION



TAXI STAND



HOME



SCHOOL

Take a bus.

Take a bicycle to the taxi stand.

Take a taxi to the hospital.

Walk to the school.

Take a school bus to the train station.

Take a train to the airport.

Take an airplane to the space station.

Take a rocket to the moon.

Where are you now?

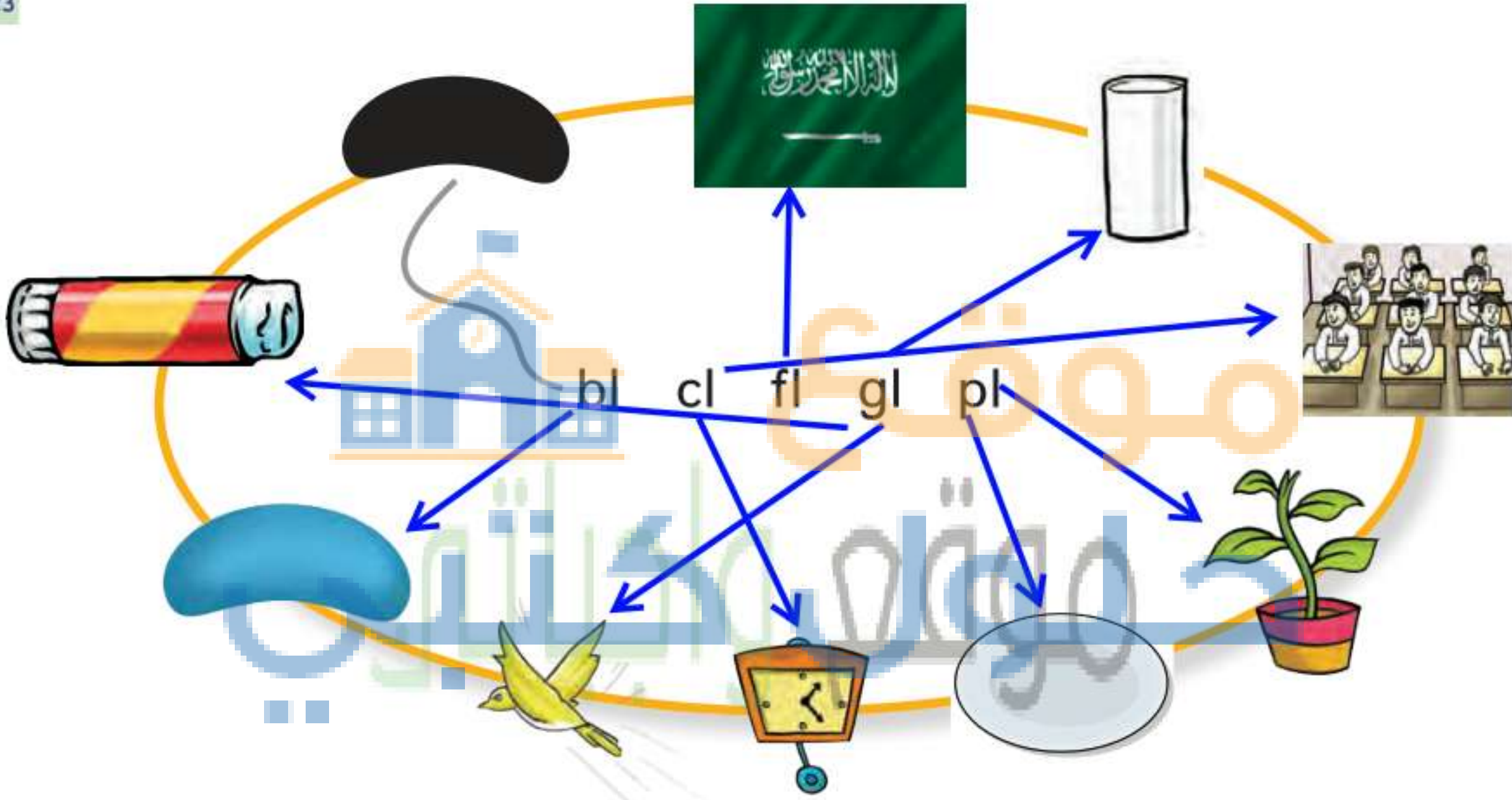
I Can ...

- say the names of three vehicles.
* أستطيع أن أقول أسماء ثلاث مركبات.
- tell someone two sentences like "Take a bus."
or "Take a taxi."
* أستطيع أن أخبر شخصاً جملتين مثل: "خذ باص" أو "خذ تاكسي".



الاصوات والحروف Sounds and Letters

- 1 Listen, say, and match. Then write the missing letters.
استمع وقل وصل. ثم اكتب الحروف الناقصة



1. **bl** _ack 2. **gl/cl**ass 3. **fl** _ag 4. **pl** _ant
5. **cl** _ock 6. **bl/gl**ue 7. **fl** _y 8. **pl** _ate

Advice Time

Ask and you'll never be lost.

اسأل ولن تضيع أبداً.



Fun Time!

2 Picture Puzzle



Write five words from the photos.

1. b e d 2. b u s 3. p l a n t

4. c a r 5. b i c y c l e



I Can ...

- listen, point, and match pictures, words, and letters.

* أستطيع أن أستمع وأحدد وأوصل الصور والكلمات والحروف.

- say, read, and write the sounds for bl, black; cl, clock; fl, flag; gl, glass; pl, plant.

* أستطيع أن أقول وأقرأ وأكتب أصوات الحروف....



Unit 3 My House الوحدة 3: منزلي

وقت الحوار Talk Time

1 Listen and point.



نعم إذا سمحت.

Yes, please.

Hello.

مرحباً

Welcome to our house.
Would you like to come in?

مرحباً بكم في منزلنا.
هل ترغبون بالدخول إليه؟

سأخذكم في جولة.

I'll show you around.

شكراً لك.

Thanks.

This is the living room.

هذه هي
غرفة
المعيشة.

2 Practice the talks in pairs.

3 Act out the talks in pairs.



Remember the Big Four



Fun Time!

4 An Old House منزل قديم



Listen and find one thing
in each room. استمع وجد شيئاً واحداً في كل غرفة.



4. دورة
المياه.

5. غرفة
النوم.

2. صالة
الطعام.

1. الباب
الأمامي.

I Can ...

- act out the talks about showing around the house with a partner.

* أستطيع أن أمثل الحوار عن القيام بجولة في المنزل مع صديق.

- show someone around my house.

* أستطيع أن أخذ شخص في جولة حول المنزل.



Rhythms and Listening الإيقاعات والاستماع

1 Chant and point. ردد وحدد



Where's the Boy? أين الولد؟

Where's ...?

In the ...



Sounds and Letters الأصوات والحروف

2 Listen, say, and match. Then write the missing letters. استمع وقل وصل. ثم قم بكتابة الحروف الناقصة



prize

fries

present

frog

My friend is eating fr ies.

Fun Time!

3 Where? Relay



Don't forget to

repeat "Where?" لا تنسى أن تردد كلمة "أين"؟



انه في
الحمام.

I Can ...

- chant the *Where's the Boy?* chant.
* أستطيع أن أردد أين الولد؟
- ask "Where's ... ?" when I want to know where someone is.
* أستطيع أن اسأل "أين...؟" عندما أريد أن أعرف مكان شخص.




Words in Action

1 Listen, point, and say.



The **mouse** is **on** the **chair**.
الفأر على الكرسي



The **mouse** is **in** the **cupboard**.
الفأر في الخزانة

The **mouse** is **under** the **bed**.
الفأر تحت السرير



The **mouse** is **next to** the **fridge**.
الفأر بجوار الثلاجة

The **mouse** is **behind** the **table**.
الفأر خلف الطاولة



Sounds and Letters الأصوات والحروف

2 Listen, say, and match. Then write the missing letters.
استمع وقل وصل. ثم قم بكتابة الحروف الناقصة



cloud



mouse



house



mountain

The **m**ou**s**e is in the **h**ou**s**e.

Fun Time!

3 Two Hands Game لعبة الكفين

استمع وقم بتحريك كفيك. Listen and move your hands.



I Can ...

- say the names of three pieces of furniture.
* أستطيع أن أقول أسماء ثلاث قطع من الأثاث.
- play the Two Hands Game.
* أستطيع أن ألعب لعبة الكفين.



1 Read and color o and u. اقرأ وقم بتلوين O و U.



The Ox Story

An **ox** sat **on** a **box**. He had
fun in the sun. He was hot.
He sat under a tree.
Then he was not hot.



2 Listen and spell. استمع وتهجي



1. How do you spell ox?

o-x

2. How do you spell box?

b-o-x

3. How do you spell fun?

f-u-n

4. How do you spell sun?

s-u-n

5. How do you spell hot?

h-o-t

6. How do you spell not?

n-o-t

Fun Time!

3 Speed-reading القراءة السريعة

Make pairs. Read together and clap.

اعمل مجموعات بشكل ثنائي وقوموا بالقراءة والتصفيق



dot
not
hot

nut
but
cut



fox
box



sun
fun
run



I Can ...

- say the spelling of two three-letter words.
* أستطيع أن أتهجى كلمتان تتكون من ثلاثة حروف.
- read the three-letter word speed-reading list by myself.
* أستطيع أن أقرأ قائمة الكلمات الثلاثية - الحروف بسرعة من تلقاء نفسي.



Advice Time

You can buy a house but not a home.

بإمكانك شراء منزل ولكن ليس وطن.



Unit 4 My Things الوحدة: أشيائي

Talk Time وقت الحوار

1 Listen and point.



بالتأكيد. خذي
هذي الحلوى.

Sure. Here you go.

Can I have some candy?

هل بإمكانني الحصول
على بعض الحلويات

كم عددها؟

How many
are there?

Great! Thanks.

عظيم! شكراً

لنعدّها سوياً.

Let's count them.

1, 2, 3, 4, 5, 6, 7, 8, 9, 10,
11, 12, 13, 14, 15, 16, 17, 18, 19, 20,
21, 22, 23, 24, 25, 26, 27, 28, 29, 30.

That's a lot!

إنها كثيرة!

2 Practice the talks in pairs.

3 Act out the talks in pairs. قم بتمثيل الحوار

مع زميل

Remember the Big Four



Fun Time!

4 Word Hunt صيد الكلمات



When you get a row of letters, shout "Row!"

عندما تجد صف
من الحروف،
اصرخ "صف!"

Yes, we are!

نعم
مستعدون

هل انتم مستعدون؟

Are you ready?

Bed!

Row!

I Can ...

- act out the talks about candy with a partner.

* أستطيع أن أمثل الحوار عن الحلويات مع زميل.

- count from one to thirty.

* أستطيع العد من واحد إلى ثلاثين.



Advice Time

Let the baker bake your bread even if he eats half of it.

دع الخباز يخبز خبزك ولو أكل نصفه.



Rhythms and Listening الإيقاعات والاستماع

1 Chant and point. ردد وحدد



Things on My Desk

Pens and pencils,
Pens and pencils.



Paper and glue,
Paper and glue.



Scissors and erasers,
Scissors and erasers.



Candy for you,
Candy for you.



Sounds and Letters الأصوات والحروف

2 Listen, say, and match. Then write the missing letters. استمع وقل وصل. ثم قم بكتابة الأحرف الناقصة.



smile

snail

small

snack

Snails are small and quiet.



Fun Time!

3

تناوب استعارة الأشياء Borrowing Things Relay

Ask to borrow things.
اطلب استعارة أشياء



هل يمكنني استخدام مقصاتك؟

Can I use your scissors?

Here you go.

تفضل

Can I use
your eraser?

هل يمكنني استخدام
ممحاةك؟

Here you go.

تفضل

Let's do it again!



I Can ...

- chant the *Things on My Desk* chant.
* أستطيع أن أردد الأشياء التي على طاولتي.
- ask to borrow some things in class.
* أستطيع أن أستعير بعض الأشياء في الفصل.



GOAL 27



GOAL 28

1 Listen, point, and say.



What's this?
It's ...

What are these?
They're ...

1. a comic book
1. كتاب كوميدى



2. comic books
2. كتب كوميديه



3. an MP3 player
3. مشغل ام بي ثري.



4. MP3 players
4. مشغلات ام بي ثري



5. a wallet
5. محفظة جيب



6. wallets
6. محافظ جيب



7. a watch
7. ساعة يد.



8. watches
8. ساعات يد.




2 Practice the sentences. Play the Copycat Game.

What's this? It's a wallet.



What's this? It's a wallet.



What are these?
They're wallets.



What are these?
They're wallets.

S1: 1. What's this?

S2: It's a comic book.

S1: 2. What are these?

S2: They're comic books.

S1: 3. What's this?

S2: It's an MP3 player.

S1: 4. What are these?

S2: They're MP3 players.

S1: 7. What's this?

S2: It's a watch.

S1: 8. What are these?

S2: They're watches.

Fun Time!

Grammar Toolbox

this → it
these → they

3 Pointing Race سباق التحديد

Point faster than your partner. حدد أسرع من زميلك

Singular مفرد



Plural جمع



I was first! لقد كنت الأول

I Can ...

- follow the teacher and play the Copycat Game.

* أستطيع أن أتبع المعلم وألعب لعبة التقليد.

- ask "What's this?" or "What are these?"
- * أستطيع أن أسأل "ما هذا؟" أو "ما هي هذه؟".



- 1 Listen, say, and number 1 or 2. Then write the missing letters. استمع وقل وضع رقم 1 أو 2. ثم قم بكتابة الأحرف الناقصة.



1 /sp/



spider

2 /sw/



sweater



1 sp ring



1 sp ort



2 sw ing



2 sw an

- 2 Read and color all the vowels, a, e, i, o, and u. اقرأ وقم بتلوين الأحرف المتحركة، a, e, i, o, u.



A Funny Day

A fat cat sat on a mat.



A fat hen sat on a pen.



A fat fox sat in a box.



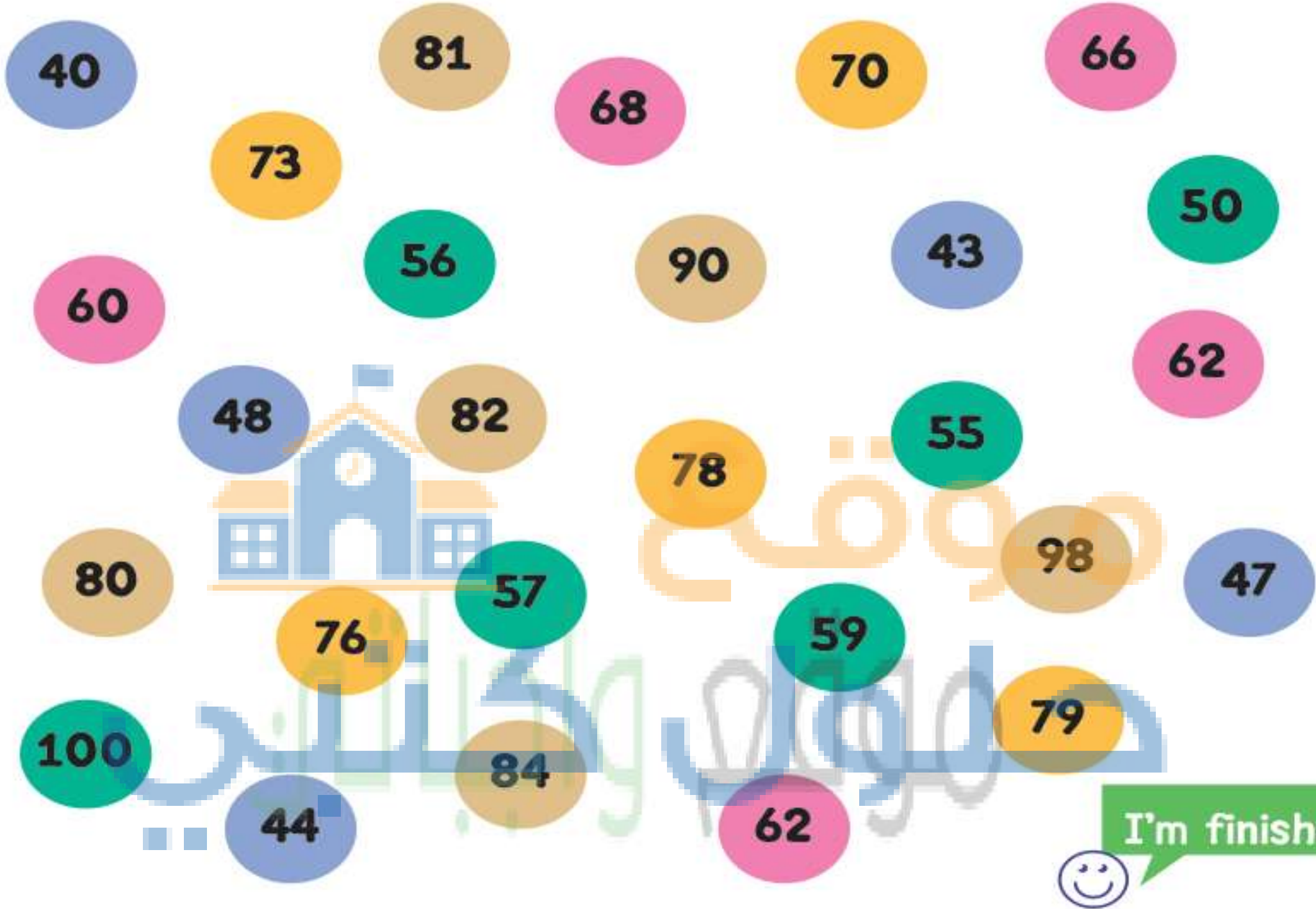
And a fat bug sat on a rug.



3

Find the numbers and draw lines. جد الأرقام وأرسم خطوط.

Listen, count, and say the missing numbers. Then play with a friend. استمع وقم بالعد وقل الأرقام الناقصة. ثم قم باللعب مع زميل.



41 – 42 – 43 – 44 – 45 – 46 – 47 – 48 – 49 – 50 – 51 – 52 –
53 – 54 – 55 – 56 – 57 – 58 – 59 – 60 – 61 – 62 – 63 – 64 –
65 – 66 – 67 – 68 – 69 – 70 – 71 – 72 – 73 – 74 – 75 – 76 –
77 – 78 – 79 – 80 – 81 – 82 – 83 – 84 – 85 – 86 – 87 – 88 –
89 – 90 – 91 – 92 – 93 – 94 – 95 – 96 – 97 – 98 – 99 – 100



I Can ...

- read the story “A Funny Day” by myself.
* أستطيع أن أقرأ قصة "يوم ممتع" من تلقاء نفسي.
- count from 40 to 100.
* أستطيع العد من رقم 40 إلى 100.



Unit 5 My Day, Animals, Places

وقت الحوار Talk Time

1 Listen and say. استمع وقل. أخبرني عن يومك!



Tell me about your day!

متى تتناول الغداء؟

What time do you eat lunch?

هل تشاهد التلفاز في المساء؟

Do you watch TV in the evening?

ماذا تفعل في أيام السبت؟

What do you do on Saturday?

أنهض في الساعة السادسة صباحاً.

I get up at 6 o'clock.

At 2.00 o'clock. Then I do my homework.

في الساعة 2 ظهراً. ثم أقوم بأداء واجباتي المدرسية.

Yes, I do.

نعم أفعل.

I play with my friends.

العب مع أصدقائي

2 تدرب على الحوار مع زميل Practice the talks in pairs.

3 تدرب وقم بتمثيل الحوار مع صديق Practice and act out the talks in pairs.



Fun Time!

4 What time is it?

Listen and number.
استمع وقم بالترقيم



2 seven



5 three



1 nine



4 twelve



3 eleven

5 Check school days in your country.

تحقق من أيام الدراسة في بلدك

✓	✓	✓	✓	✓		
Sunday	Monday	Tuesday	Wednesday	Thursday	Friday	Saturday

6 Ask and answer in pairs.

What time do you get up on Saturday?

I get up at 7 o'clock!



From Sunday to Thursday	YOU	YOUR FRIEND
1. What time / get up?		7 o'clock
2. What time / go to school?		
3. Where / eat lunch?		
5. What time / come home?		
6. What / do in the evening?		

I Can ...

- ask my friend questions about his / her day and get an answer
- tell the time, ask, and talk about everyday activities



Fun Time!

4 What time is it?

Listen and number.



2 seven 5 three 1 nine 4 twelve 3 eleven

1. It's nine o'clock.
2. It's seven o'clock.
3. It's eleven o'clock.
4. It's twelve o'clock.
5. It's three o'clock.

6 Ask and answer in pairs.



From Sunday to Thursday	YOU	YOUR FRIEND
1. What time / get up?		7 o'clock
2. What time / go to school?		
3. Where / eat lunch?		
5. What time / come home?		
6. What / do in the evening?		

What time do you get up on Saturday?

I get up at 7 o'clock!

S 1: What time do you get up?

S 2: I get up at 7 o'clock.

S 1: What time do you go to school?

S 2: I go to school at 8 o'clock.

S 1: Where do you eat lunch?

S 2: I eat lunch at school.

S 1: What time do you come home?

S 2: I come home at 3 o'clock.

S 1: What do you do in the evening?

S 2: I watch TV and play games.

Grammar Toolbox

Do you watch TV in the evening?
Yes, I **do**. / No, I **don't**.

What time do you get up?
I get up at six o'clock.

I/you/we/they get up at 6 o'clock.

Rhythms and Listening

1 Listen, chant and match.



Which animal is it?

Its jaws are huge.
They crush and chew.
It can walk and swim
It can hunt for food!



Their skin is green,
Their eyes pop out.
They can jump and dive,
They are loud and fun.



2 Listen, point, and circle YES or NO. Practice in pairs.



Can ostriches run?
Can they fly?

YES / NO

YES / NO



Can kangaroos fly?
Can they jump?

YES / NO

YES / NO



Can polar bears swim?
Can they speak?

YES / NO

YES / NO

Ostriches can run but they can't fly!

Kangaroos can jump but they can't fly.

Polar bears can swim but they can't speak.

Advice Time

Birds of a feather flock together.

الطيور على أشكالها تقع.



Fun Time!

3

Listen and chant. Write the words.

sunny

cloudy

rainy

snowy

استمع وردد الكلمات

CD1 51



It's **sunny** and hot,

Sit in the shade and talk



It's **cloudy** and gray

There's no sun today!



It's **rainy** and wet

We're not there yet!




It's **snowy** and cold

Don't catch a cold!



It's cloudy and cool,

Get out of the pool!



4

Talk about the weather in your town.

summer

autumn

winter

spring



It's sunny and very hot in summer!

S 1: It's sunny and very hot in summer!

S 2: It's cloudy and cool in autumn!

S 3: It's rainy and cold in winter!

S 1: It's sunny and hot in spring!

S 2: It's snowy and cold in winter!

S 3: It's sunny and cool in spring!

I Can

- chant, ask, and talk about animals using "can" or "can't" * أستطيع أن اردد واسأل وأتحدث عن الحيوانات باستخدام "يستطع" أو "لا يستطيع"
- talk about the weather



GOAL 35

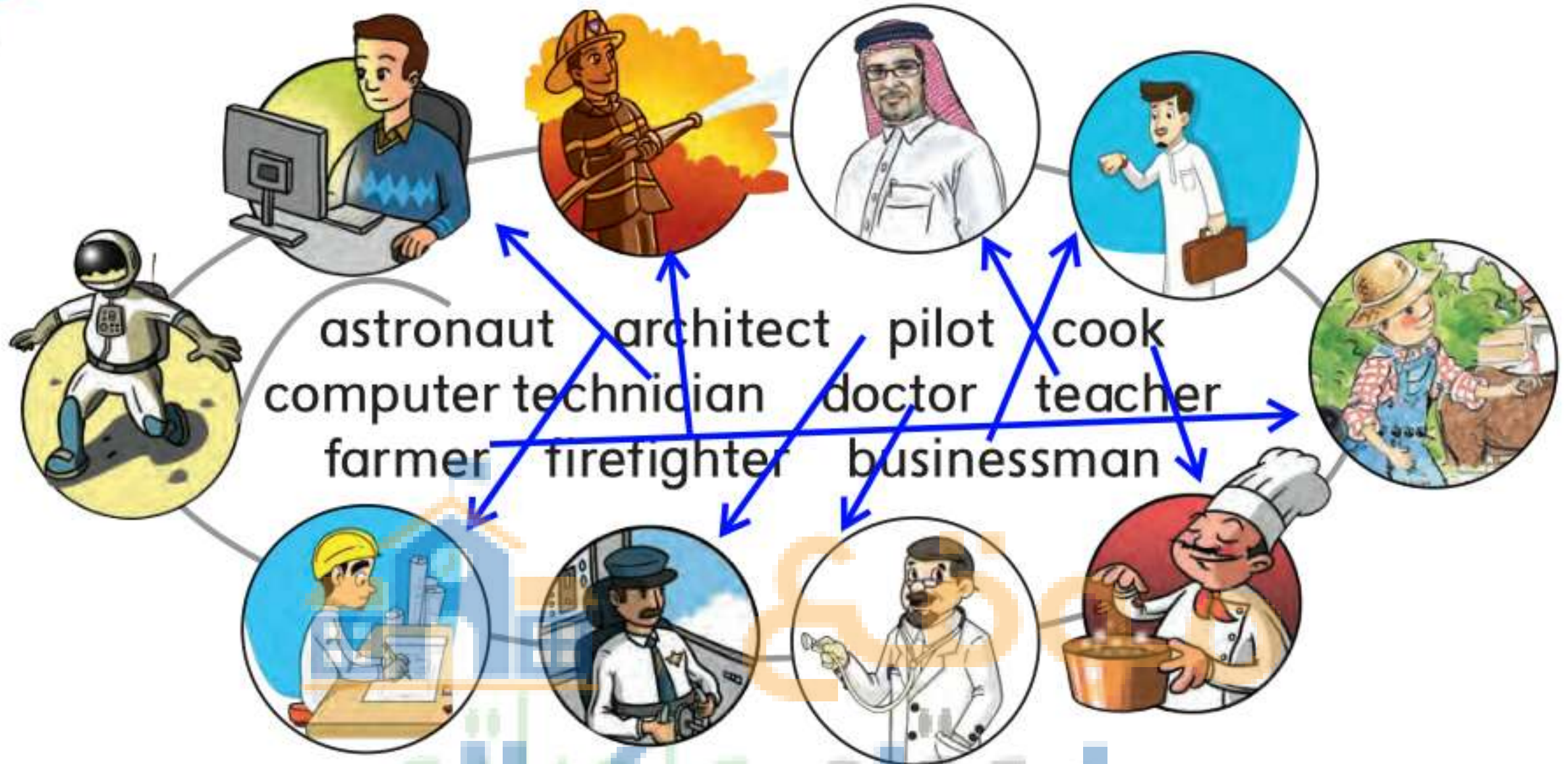


GOAL 36

* أستطيع أن أتحدث عن الطقس.

Words in Action

1 Listen and practice. Match words and pictures.



2 Ask and answer. Guess. اسأل وجاوب. خمن.



Does he work in an office?

هل هو يعمل في مكتب؟

Yes, he does. نعم، هو كذلك.

Is he an architect?

هل هو مهندس معماري؟

No, he isn't. لا ليس كذلك.

Is he a technician?

هل هو تقني؟

No, he isn't. لا، ليس كذلك.

I give up! What does he do?

استسلم! ما هو عمله؟

He's a businessman. انه رجل أعمال.

Grammar Toolbox

What does he / she do? He / She's a teacher.

Does he / she work in an office?

Yes, he / she does. / No, he / she doesn't.

He/ She works / doesn't work at the airport.



Fun Time!

لديها شعر بني طويل She has long, brown hair

3 Listen and match. Practice in pairs and write.



1. He has short, brown hair and brown eyes. He's wearing a thobe and speaking with his friend.

2. long, brown hair, brown eyes, a red jacket, sitting

3. black hair, brown eyes, a green jacket, a white T-shirt, a blue skirt, pink shoes

4. short, blond hair, blue eyes, a blue T-shirt

4 Guess who! Describe someone in your class.

خمن من هو، صف شخص في فصلك



She has long, brown hair and brown eyes.
She's tall. She's standing near the door. What's her name?



I know!
It's Rana!

I Can

• ask and talk about jobs / what someone does
* أستطيع أن أسأل وأتحدث عن الوظائف / ماذا يعمل الشخص.

• talk about someone's appearance using
"have", "has"

* أستطيع أن اتحدث عن شكل شخص
باستخدام "لديه" و "لديها".



1 Listen, point and say. Write *ea* or *ee*.




sleep



read




head



sh e e p




m e a t



br e a d

2 Listen, point, and say. استمع وحدد وقل



Look at this picture. There is a man, a woman and a child. It's a small family.



In this picture, there are three men, three women, and five children.

ما هذا؟

What's that?



It's a tooth.



What are those?

ما هذه؟

They're teeth.

انها أسنان.

3 Ask and answer in pairs. Use *that* or *those*.

اسأل واجب بشكل ثاني. استخدم هذا وتلك



What's that?

It's a foot.

What are those?

They're feet?



What's that?

It's a mouse.

What are those?

They're mice.

Fun Time!

Places in Town الأماكن في المدينة

4 Listen, find and write. Practice in pairs.



There's a restaurant on the corner, **next to** the bookstore.
There's a train station **opposite** the supermarket.
There's a gym **between** the supermarket and the bus station.
There's a post office **between** the museum and the school.
There's a park **near** the supermarket.



Things in the House

5 Listen, read, and circle T or F.



- There's a table between the sofa and the armchair.
- There's a rug behind the bed.
- There's a table opposite the fridge and the stove.

☒ T ☐ F
☐ T ☒ F
☒ T ☐ F



6 Practice in pairs. Make your own sentences.

I Can ...

- make the sounds for ee and ea, use irregular plurals and "that" / "those".
- talk about places in town and things in the house using "there is", "there are".



Words with -s ending. الكلمات التي تنتهي بحرف s الجمع.

CD3 02

1 Listen, point, and say. استمع وحدد وقل



carrot /
carrots



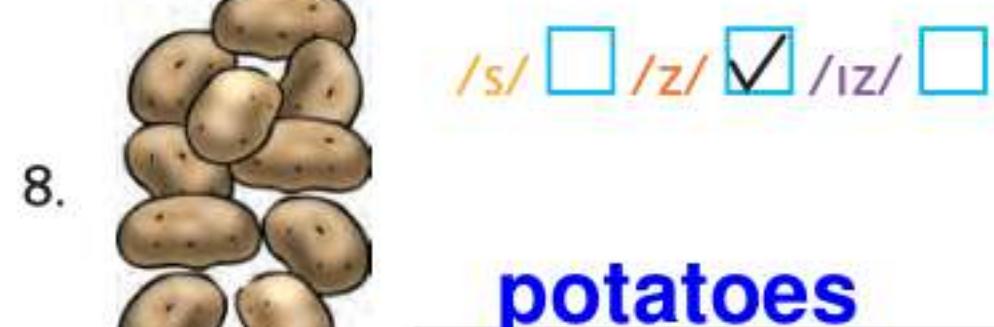
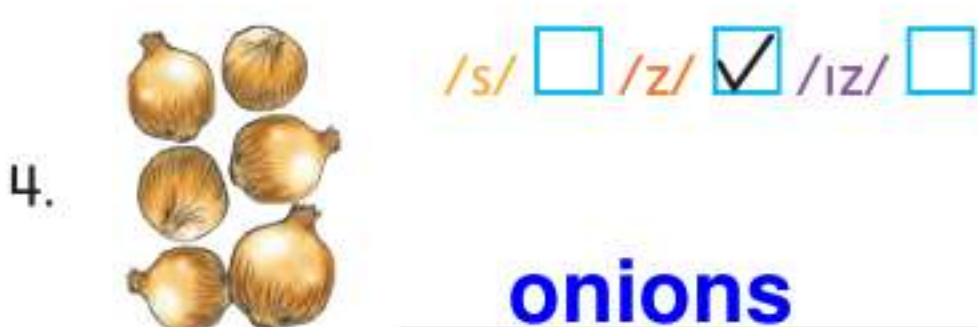
pizza / pizzas



orange /
oranges

CD3 03

2 Look at the picture, write the word, and check ✓ the sound. Then listen and check your answers.



Words with bl, pl Consonant Blends

CD3 04

1 Listen, point, and say. Write *bl* or *pl*.



bl

blouse

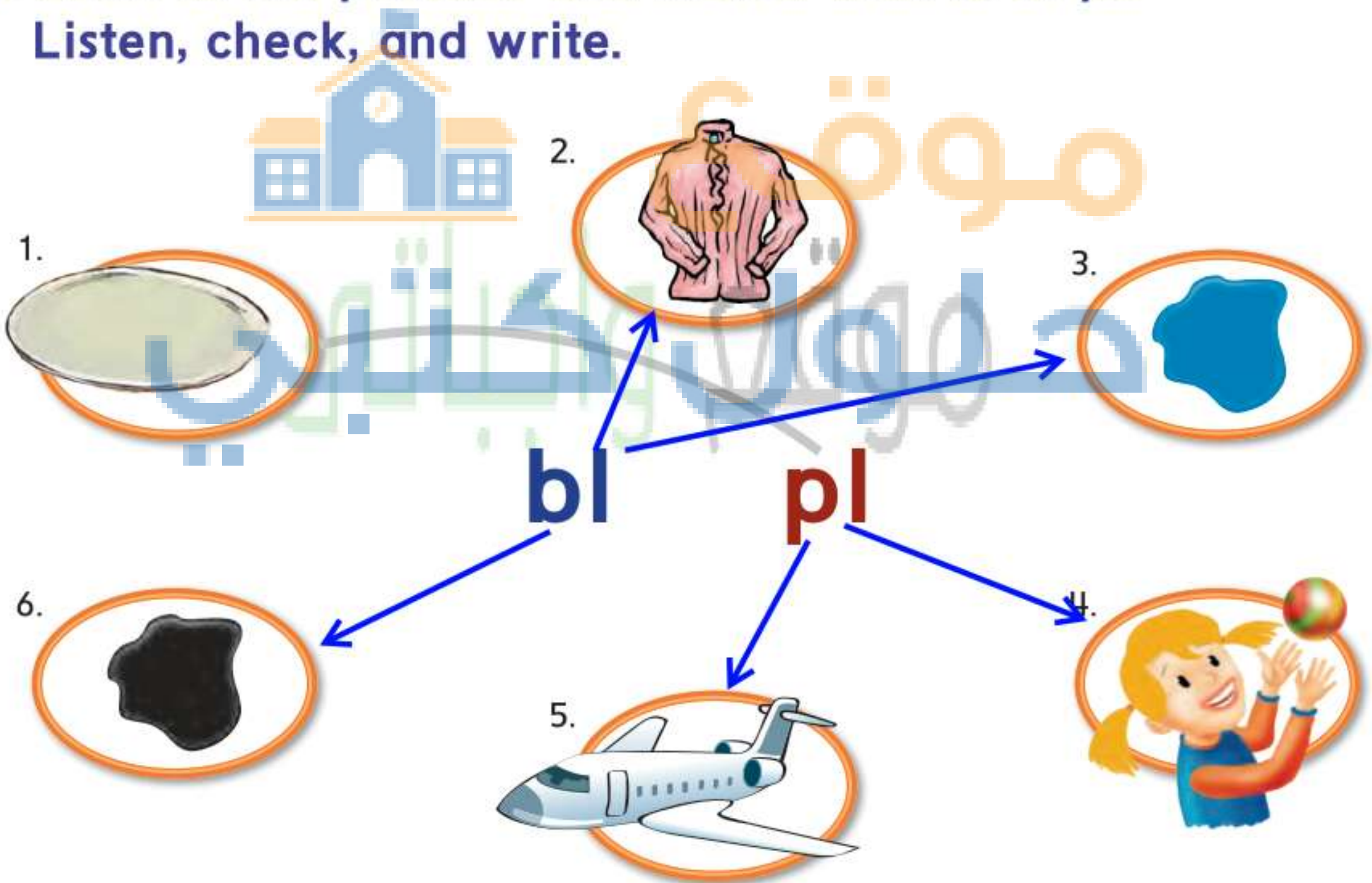


pl

plane

CD3 05

2 Look at the pictures and match with *bl* or *pl*.
Listen, check, and write.



1 plate

6 black

4 play

5 plane

3 blue

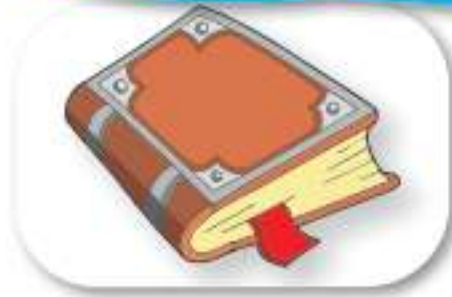
2 blouse

Words with short and long oo

CD3 06

1 Listen, point, and say.

short oo



book



foot

long oo



zoo



moon

CD3 07

2 Read and circle L for Long or S for Short. Then listen, check, and say.

1.



cook

L / S

6.



foot

L / S

11.



tooth

L / S

2.



balloon

L / S

7.



food

L / S

12.



kangaroo

L / S

3.



school

L / S

8.



cartoon

L / S

13.



books

L / S

4.



football

L / S

9.



boots

L / S

14.



pool

L / S

5.



room

L / S

10.



shampoo

L / S

15.



spoon


L / S

Words with gr, gl and cr, cl

CD3 08 1 Listen, point, and say.



grass



glass



crab



class



CD3 09 2 Listen to the sound, check ✓, and write. Then draw a line to the right picture.

1. gr ☒ gl ☐ green
2. gr ☒ gl ☐ grass
3. gr ☐ gl ☒ glue
4. gr ☒ gl ☐ gray
5. gr ☐ gl ☒ glasses



CD3 10 3 Listen and circle the word. Then match with a picture.

- | | | | |
|------------------|--------------|-------|--------------|
| 1. <u>crayon</u> | crane | rayon | clay |
| 2. club | <u>crab</u> | crib | clot |
| 3. crowd | coward | clod | <u>cloud</u> |
| 4. crush | <u>class</u> | lash | rush |



Words with fl, fr and dr, tr

CD3 11

1 Listen, point, and say.



flag



fruit



dress



tree

CD3 12

2 Listen to the sound, check ✓, and write. Then draw a line to the right picture.

1. fl <input type="checkbox"/>	fr <input checked="" type="checkbox"/>	fr og	
2. fl <input checked="" type="checkbox"/>	fr <input type="checkbox"/>	fl ower	
3. fl <input checked="" type="checkbox"/>	fr <input type="checkbox"/>	fl ashlight	
4. fl <input type="checkbox"/>	fr <input checked="" type="checkbox"/>	fr iends	
5. fl <input checked="" type="checkbox"/>	fr <input type="checkbox"/>	fl oor	
6. dr <input checked="" type="checkbox"/>	tr <input type="checkbox"/>	dr eam	
7. dr <input checked="" type="checkbox"/>	tr <input type="checkbox"/>	dr nk	
8. dr <input type="checkbox"/>	tr <input checked="" type="checkbox"/>	tr uck	
9. dr <input type="checkbox"/>	tr <input checked="" type="checkbox"/>	tr unk	
10. dr <input type="checkbox"/>	tr <input checked="" type="checkbox"/>	tr ain	

Words with br, pr



CD3 13

① Listen, point, and say. Write *br* or *pr*.



br

bridge



pr

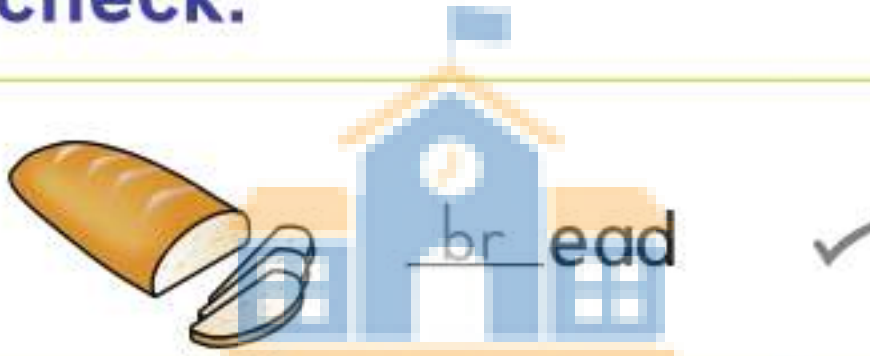
prize



CD3 14

② Look at the pictures and write *br* or *pr*. Then listen and check.

1.



bread ✓

5.



present

2.



prince

6.



bracelet

3.



bridge

7.



price

4.



brown

8.



prize

③ Tongue Twister. Read and say this as fast as you can.

My brother prepares prawn sandwiches with brown bread and eats them on the bridge.

Words with wh, w, h, and ph

CD3 15 ① Listen, point, and say.



walk



whale



hose



whose



phone

CD3 16 ② Listen and circle the silent letter.

silent w/h		silent w/h		silent w/h	
1. where	w h	3. who	w h	5. whales	w h
2. what	w h	4. whose	w h	6. white	w h

CD3 17 ③ Listen, circle, and write.

shop ship whale cherry phone whistle photo white

1.		ph wh whale	5.		wh ph photo
2.		ph sh phone	6.		sh wh ship
3.		ch wh white	7.		ch sh shop
4.		wh ph whistle	8.		ch ph cherry

Words with sm, sn and st, sl

CD3 18 1 Listen, point, and say.



smile



snail



stop



slot

CD3 19 2 Listen and circle *sm*, *sn*, *st*, or *sl*. Then write and match with the right picture.

1. *sm* *sn* *st* *sl* *sn* orkel

snorkel

2. *sm* *sn* *st* *sl* *sl* ot

slot

3. *sm* *sn* *st* *sl* fir *st*

first

4. *sm* *sn* *st* *sl* *sl* eep

sleep

5. *sm* *sn* *st* *sl* *sm* ile

smile

6. *sm* *sn* *st* *sl* *st* icker

sticker

4

2

1

3

6

5

CD3 20 3 Listen, point, and say. Then say and mime.

Swim and snorkel,
Watch the fish.
Starfish, shellfish
Any fish you wish!

An eel, a shellfish,
I stop and touch
And try to catch
a small red crab!

Snap! Snap! Ouch!

Words with bl, br, fl, fr, cl, cr, dr

1 Write the words and read.

flag green fresh black swan clock
frog fruit crayon brown



1. a brown crayon 2. a black swan 3. a green flag



4. The frog is on
the clock.

5. The fresh fruit
is in the basket.

CD3 21

2 Listen, complete, and chant.

The wheels on the
bus
Go round and round,
Round and round,
Round and round.
The wheels on the bus
Go round and round,
All the way to town.

The driver on the bus
Says, "Move on back!"
"Move on back!"
"Move on back!"
The driver on the bus
Says, "Move on back!"
All the way to town.



Long vowel sounds

CD3 22 ① Read and circle the words that don't belong. Then listen, check, and write them in the correct cloud.

1

Long **o** sound

go show no tomato shoe snow two

so

toe



Long **u** sound

2

glue blue you toe to so who too

shoe

two

3

Long **i** sound

pie bye dry taxi kind line field rain

sky

tie



Long **e** sound

4

8

spaghetti ski piece me eight donkey sky space

taxi

field

ceiling

5

Long **a** sound

able tie shake apron break neighbor ceiling steak weight

rain

eight

space





an airport p15



an ambulance
p14



a bathroom p19



a bear p4



a bedroom p19



behind p22



a bus p14



candy p26



a chimpanzee
p6



a comic book
p30



a crocodile p6



a dining room
p19



a giraffe p3



glue p28



go p12



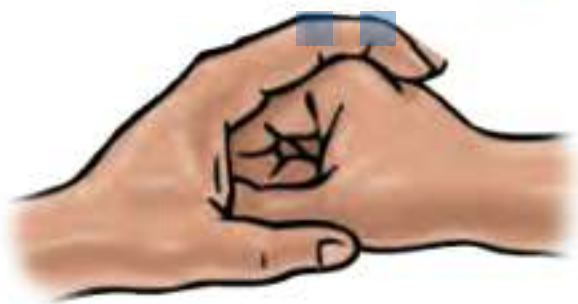
a green light
p12



a hippo p6



a hospital p15



in p22



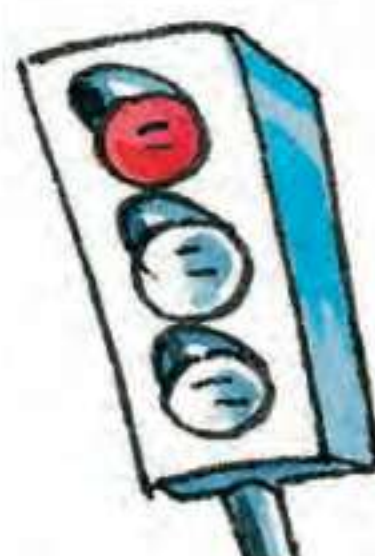
a kangaroo p3



a kitchen p19



a koala p3



light p12



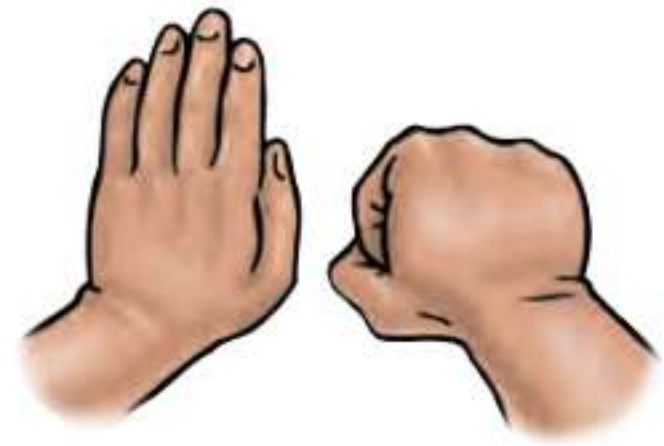
a lion p3



a monkey p4



a motorbike p14



next to p22



on p22



an ostrich p3



paper p28



pencils p28



pens p28



a police car p14



a rose p4




a rhino p3



a school p15



scissors p28



a space station
p15



stop p12



a table p22



a tail p4



a taxi p14



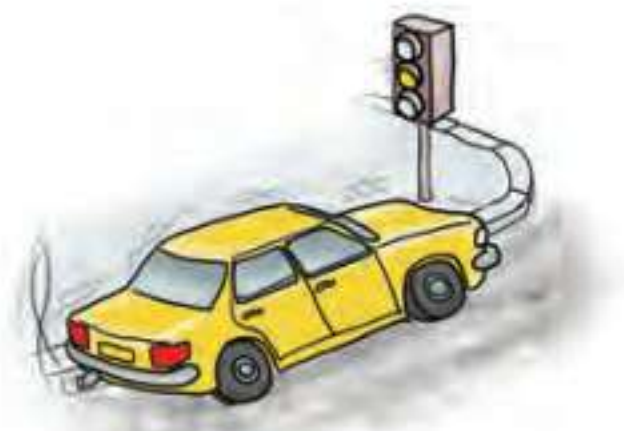
a train p14



a truck p14



under p22



wait p12



a wallet p30



a watch p30

CD 1 Audio Track List

Track	Unit	Student Book Section
2	1	Exercise 1. Listen and point
3	1	Exercise 4. Find the Animal
4	1	Exercise 1. Chant and mime
5	1	Exercise 2. Listen, say, and match
6	1	Exercise 3. What Animal Is This?
7	1	Exercise 1. Listen, point, and say
8	1	Exercise 3. Animal Two Hints Game
9	1	Exercise 1. Listen, point, and say
10	1	Exercise 2. Listen, point, and say
11	1	Exercise 3. Listen, say, and match
12	1	Exercise 4. Read and number
13	1	Exercise 5. Phonics Race
14	2	Exercise 1. Listen and point
15	2	Exercise 3. Listen, point, and say
16	2	Exercise 4. Which Way Are You Looking?
17	2	Exercise 1. Chant and do the actions
18	2	Exercise 2. Listen, say, and number
19	2	Exercise 3. Traffic Signal Game
20	2	Exercise 1. Listen, point, and say
21	2	Exercise 2. Practice the words in pairs
22	2	Exercise 3. Take a Trip!
23	2	Exercise 1. Listen, say, and match
24	2	Exercise 2. Picture Puzzle
25	3	Exercise 1. Listen and point
26	3	Exercise 4. An Old House
27	3	Exercise 1. Chant and point
28	3	Exercise 2. Listen, say, and match
29	3	Exercise 3. Where? Relay
30	3	Exercise 1. Listen, point, and say

Track	Unit	Student Book Section
31	3	Exercise 3. Listen, say, and match
32	3	Exercise 3. Two Hands Game
33	3	Exercise 1. Read and color
34	3	Exercise 2. Listen and spell
35	3	Exercise 3. Speed-reading
36	4	Exercise 1. Listen and point
37	4	Exercise 4. Word Hunt
38	4	Exercise 1. Chant and point
39	4	Exercise 2. Listen, say, and match
40	4	Exercise 3. Borrowing Things Relay
41	4	Exercise 1. Listen, point, and say
42	4	Exercise 3. Pointing Race
43	4	Exercise 1. Listen, say, and number
44	4	Exercise 2. Read and color
45	4	Exercise 3. Find the numbers and draw lines
46	5	Exercise 1. Listen and say
47	5	Exercise 4. Listen and number
48	5	Exercise 6. Ask and answer in pairs
49	5	Exercise 1. Listen, chant and match
50	5	Exercise 2. Listen, point, and circle
51	5	Exercise 3. Listen and chant
52	5	Exercise 4. Talk about the weather
53	5	Exercise 1. Listen and practice
54	5	Exercise 2. Ask and answer
55	5	Exercise 3. Listen and match
56	5	Exercise 4. Guess who
57	5	Exercise 1. Listen, point, and say
58	5	Exercise 2. Listen, point, and say
59	5	Exercise 4. Listen, find, and write
60	5	Exercise 5. Listen, read, and circle

CD 2 Audio Track List

Track	Unit	Workbook Section
2	1	Exercise 1. Listen, point, and practice
3	1	Exercise 1. Listen, point, and practice
4	1	Exercise 1. Listen, chant, and mime
5	1	Exercise 1. Listen and say what animal it is
6	1	Exercise 1. Listen, point, and practice
7	1	Exercise 1. Listen to two hints and guess
8	1	Exercise 1. Listen, point, and match
9	1	Exercise 1. Listen and write the missing letters
10	2	Exercise 1. Listen, point, and practice
11	2	Exercise 1. Listen, point, and practice
12	2	Exercise 1. Listen and chant
13	2	Exercise 1. Listen, point, and practice
14	2	Exercise 1. Listen and practice
15	2	Exercise 1. Listen and match
16	2	Exercise 1. Listen, point, and match
17	2	Exercise 1. Listen and write the words
18	3	Exercise 1. Listen, point, and practice
19	3	Exercise 1. Listen and write
20	3	Exercise 1. Listen and chant
21	3	Exercise 1. Listen and practice

Track	Unit	Workbook Section
22	3	Exercise 1. Listen and practice
23	3	Exercise 1. Listen and play
24	3	Exercise 1. Listen and spell
25	3	Exercise 1. Listen and read
26	4	Exercise 1. Listen, point, and practice
27	4	Exercise 1. Listen, point, and practice
28	4	Exercise 1. Listen, chant, and point
29	4	Exercise 1. Listen and practice
30	4	Exercise 1. Listen, point, and practice
31	4	Exercise 1. Listen, point, and practice
32	4	Exercise 1. Listen and read
33	4	Exercise 1. Listen and connect the numbers
34	5	Exercise 1. Listen, point, and practice
35	5	Exercise 1. Listen, point, and say.
36	5	Exercise 1. Listen, point, and chant
37	5	Exercise 1. Listen, point, and chant
38	5	Exercise 1. Listen and practice
39	5	Exercise 1. Listen, read, and number
40	5	Exercise 1. Listen and say
41	5	Exercise 1. Listen and point

CD 3 Audio Track List

Track	Unit	Phonics Practice
02	1	Exercise 1. Listen, point, and say
03	1	Exercise 2. Look at the picture, write
04	1	Exercise 1. Listen, point, and say
05	1	Exercise 2. Look at the pictures and match
06	2	Exercise 1. Listen, point, and say
07	2	Exercise 2. Read and circle
08	2	Exercise 1. Listen, point, and say
09	2	Exercise 2. Listen to the sound, check
10	2	Exercise 3. Listen and circle
11	2	Exercise 1. Listen, point, and say
12	2	Exercise 2. Listen to the sound, check

Track	Unit	Phonics Practice
13	3	Exercise 1. Listen, point, and say
14	3	Exercise 2. Look at the pictures and write
15	3	Exercise 1. Listen, point, and say
16	3	Exercise 2. Listen and circle
17	3	Exercise 3. Listen, circle, and write
18	3	Exercise 1. Listen, point, and say
19	3	Exercise 2. Listen and circle
20	3	Exercise 3. Listen, point, and say
21	4	Exercise 1. Listen, complete, and chant
22	4	Exercise 1. Read and circle

Word List

airport	15	Here you go.	29	school	15
ambulance	14	hippo	3	scissors	28
architect	38	hospital	15	seventy	33
astronaut	38	Hurry up!	21	sheep	12
bathroom	19	I'll show you around.	18	ship	12
bedroom	19	in	22	sixty	33
behind	22	kangaroo	3	slip	12
bicycle	14	kitchen	19	smart	6
bread	8	koala	3	smile	28
bus	14	legs	6	snail	28
candy	26	Let's count them.	26	snake	3
car	14	lion	3	space station	15
chew	36	living room	19	spider	32
chimpanzees	6	meat	8	stop	10
chip	12	monkey	4	stripes	6
cloud	22	the moon	8	swan	32
comic book	30	motorbike	14	swim	36
cook	8	mouths	6	swing	32
crocodile	6	MP3 player	30	table	22
crush	36	next to	22	tail	4
cube	8	ninety	33	taxi	14
dining room	19	on	22	taxi stand	15
dive	36	ostrich	3	teeth	6
eat lunch	35	paper	28	these	30
eighty	33	peach	8	thirty	26
Excuse me.	10	pencils	28	this	30
feather	8	pens	28	tiger	3
fifty	33	plant	16	train	14
firefighter	38	pilot	38	train station	15
flag	16	play	34	truck	14
fly	16	polar bear	36	trunk	4
forty	33	police car	14	twenty	26
fox	4	present	20	under	22
fries	20	prize	20	wait	12
frog	20	Quick!	21	wallet	30
front door	19	red light	12	watch	30
get up	34	rhino	3	yard	20
giraffe	3	rocket	15	yellow light	12
glue	28	rope	4	zebra	3
go	10	rose	4		
green light	12	row	27		

الحد الأدنى	By the end of grade five students will be able to:	الفترة Session				الرمز Code
		الأولى 1 st	الثانية 2 nd	الثالثة 3 rd	الرابعة 4 th	
x	Recognise short and long vowels: (long a as in "dates", long I as in "rice", long o as in "rose", long e as in "teacher", short e as in "bread", long oo as in "food", short oo as in "book", long u as in "computer", short u as in "duck").	√		√		1/7/5
x	Recognise and differentiate between the endings of plural nouns (/s/ as in "cats", /z/ as in "birds", /iz/ as in "dresses").		√	√		2/7/5
x	Recognise and produce some English digraphs (ch, sh, ph, wh).	√	√	√		3/7/5
x	Recognise and produce some consonant blends (pl, cl).	√		√		4/7/5
x	Recognise and produce some English consonant blends (cr as in "crisps", gr as in "green", fr as in "friend", pr as in "prince", pl as in "plant", gl as in "glass", fl as in "fly", sl as in "sleep").	√	√	√	√	5/7/5
x	Recognise and produce some English consonant blends (br as in "brown", dr as in "dress", tr as in "tree", st as in "star", sp as in "spoon", sn as in "snake", sm as in "small", sw as in "swim").		√	√	√	6/7/5
x	Ask questions using <i>What, Who, Where</i> .	√	√	√	√	7/7/5
	Identify irregular plural nouns.	√		√	√	8/7/5
	Use the intensifier <i>very</i> .		√	√	√	9/7/5
x	Introduce people to each other, e.g. <i>This is Abdullah</i> .	√				10/7/5
x	Identify and talk about people using the verb <i>to be</i> .	√	√	√	√	11/7/5
x	Identify and talk about toys, games and classroom objects.	√	√	√	√	12/7/5
x	Identify and talk about rooms/items in a house.				√	13/7/5
x	Describe location using prepositions of place (<i>in, on, under, next to, between</i>).		√	√	√	14/7/5
x	Describe physical appearance.		√	√		15/7/5
x	Express possession using the verb <i>to have</i> and <i>my/your/his/her/our</i> .	√	√		√	16/7/5
	Describe animals using possessive adjectives (<i>its, their</i>).		√	√	√	17/7/5
x	Talk about ability (<i>can/can't</i>).				√	18/7/5
	Ask about number using <i>How many ...?</i>				√	19/7/5
	Identify and talk about places in a town and their location using <i>there is, there are</i> and <i>next to, opposite, between</i> .				√	20/7/5
x	Talk about the weather.		√		√	21/7/5
x	Talk about likes and dislikes.	√	√		√	22/7/5
	Talk about food using <i>want</i> and describe different kinds of food and drink using adjectives (e.g. <i>hot/cold/sweet/sour/salty</i>).		√			23/7/5
x	Make suggestions using <i>Let's</i> .	√	√			24/7/5
x	Ask about and tell the time (<i>o'clock</i> only).				√	25/7/5
	Identify and talk about the days of the week, months and seasons.		√		√	26/7/5
x	Ask and respond to simple sentences about everyday activities in the Present Simple tense using the first and second person singular.	√		√	√	27/7/5
x	Greet someone politely at different times of the day, e.g. <i>Good morning/afternoon/evening. Say Goodbye/Good night</i> .	√	√			28/7/5
x	Identify and talk about different times of the day (morning, afternoon, evening, night).		√	√	√	29/7/5
x	Identify prepositions of time (<i>in, on, at</i>).			√	√	30/7/5
	Ask about activities happening at the moment of speaking using the Present Progressive (Affirmative, Negative, Interrogative and short answers).	√	√	√		31/7/5
x	Identify occupations and talk about what someone does using the Present Simple (Affirmative, Negative, Interrogative and short answers).				√	32/7/5
	Ask and answer about possession using the Possessive Case and <i>whose</i> .	√	√			33/7/5
	Identify and talk about clothes.	√			√	34/7/5
x	Follow a short simple text while listening to the audio recording.	√	√	√	√	35/7/5

الحد الأدنى		By the end of grade five students will be able to:	Session الفترة				الرمز Code
			الأولى 1 st	الثانية 2 nd	الثالثة 3 rd	الرابعة 4 th	
x	Reading	Read and count cardinal numbers to 100.				√	36/7/5
		Read and count ordinal numbers from 1 st to 10 th .	√				37/7/5
x		Read and comprehend simple sentences.	√	√	√	√	38/7/5
x		Read simple short illustrated stories.		√	√	√	39/7/5
x	Writing	Spell accurately a small number of high frequency words.	√	√	√	√	40/7/5
x		Write short simple words/phrases to complete a paragraph.	√	√	√	√	41/7/5
x		Write short simple sentences to convey basic personal information.	√	√	√	√	42/7/5
x		Apply basic rules of punctuation (e.g. use capital letters, full stops, commas, question marks).	√	√	√	√	43/7/5
x		Write short answers to written questions.	√	√	√	√	44/7/5
		Use the definite and indefinite article (a/an, the).	√	√	√	√	45/7/5
x		Refer to people and things using demonstratives (this/that/these/those).	√	√	√	√	46/7/5
		Link ideas with commas and <i>and</i> .	√	√	√	√	47/7/5
		Link ideas with <i>but</i> .		√	√	√	48/7/5
		Link ideas with <i>or</i> .			√	√	49/7/5