

تم تحميل وعرض المادة من

موقع حلول كتبي

المدرسة اونلاين



موقع

حلول كتبي

<https://hululkitab.co>

جميع الحقوق محفوظة للقائمين على العمل

للعودة إلى الموقع ابحث في قوقل عن : موقع حلول كتبي

STUDENT'S BOOK
2

WE CAN!

موقع
حلول كتيب

Yoko Matsuka and Glenn McDougall

Mc
Graw
Hill

We Can! Student's Book 2

Published by McGraw-Hill Education, 2 Penn Plaza, New York, NY 10121. Copyright © 2017 by McGraw-Hill Education. All rights reserved. No part of this publication may be reproduced or distributed in any form or by any means, or stored in a database or retrieval system, without the prior written consent of McGraw-Hill Education, including, but not limited to, in any network or other electronic storage or transmission, or broadcast for distance learning.

ISBN: 978-1-4470-9028-1

Series consultant: Mayumi Tabuchi

Project manager: Judy MacDonald

Development editor: Steve Longworth

Editor: Anne Tseng

Production manager: Alfonso Reyes

Designer: Kate Vandestadt, Vandestadt Design

Design supervision: Peter Shaw

Exclusive rights by McGraw-Hill Education for manufacture and export. This book cannot be re-exported from the country to which it is sold by McGraw-Hill Education. This Regional Edition is not available outside Europe, the Middle East and Africa.

Photo Credits

SB: iii (tr) ©Tatweer Co. for Educational Services, **3** (tr) ©TeddyandMia/Shutterstock, **8** (l to r - t to b) ©Alamy Stock Photo/Alamy Images, **8** (l to r - t to b) ©Eric Isselee/Shutterstock, **8** (l to r - t to b) ©ehtesham/Shutterstock, **8** (l to r - t to b) ©Alamy Stock Photo/Alamy Images, **11** (l to r - t to b) ©PIXbank CZ/Shutterstock, **11** (l to r - t to b) ©Maffi/Shutterstock, **11** (l to r - t to b) ©DUSAN ZIDAR/Shutterstock, **11** (l to r - t to b) ©Iconotec/Glow Images, **11** (l to r - t to b) ©McGraw-Hill, **11** (l to r - t to b) ©MaraZe/Shutterstock, **14** 1 ©Alamy Stock Photo/Alamy Images, **14** 2 ©Maffi/Shutterstock, **14** 3 ©DUSAN ZIDAR/Shutterstock, **14** 4 ©MaraZe/Shutterstock, **14** 5 ©SOMMAI/Shutterstock, **14** 6 ©Yellow Cat/Shutterstock, **14** 7 ©Sergey Peterman/Shutterstock, **14** 8 ©Maks Narodenko/Shutterstock, **14** 9 ©McGraw-Hill, **14** 10,11,12 ©Alamy Stock Photo/Alamy Images, **14** 13,14,15 ©Maffi/Shutterstock, **14** 16,17,18 ©DUSAN ZIDAR/Shutterstock, **14** 19,20,21 ©MaraZe/Shutterstock, **14** 22,23,24 ©Sergey Peterman/Shutterstock, **14** 25,26,27 ©Maks Narodenko/Shutterstock, **15** (l to r - t to b) ©SOMMAI/Shutterstock, **15** (l to r - t to b) (x2) ©Alamy Stock Photo/Alamy Images, **15** (l to r - t to b) (x3) ©Maffi/Shutterstock, **15** (l to r - t to b) (x4) ©Sergey Peterman/Shutterstock, **15** (l to r - t to b) ©Africa Studio/Shutterstock, **15** (l to r - t to b) ©bergamont/Shutterstock, **15** (l to r - t to b) (x7) ©ajt/Shutterstock, **15** (l to r - t to b) ©Spalnic/Shutterstock, **15** (l to r - t to b) ©wk1003mike/Shutterstock, **15** (l to r - t to b) (x2) ©Morinka/Shutterstock, **16** (l to r - t to b) ©QiuJu Song/Shutterstock, **16** (l to r - t to b) ©Eric Isselee/Shutterstock, **16** (l to r - t to b) ©Hurst Photo/Shutterstock.com, **16** (l to r - t to b) ©Jose Manuel Gelpi Diaz/Alamy Images, **24** (l to r - t to b) ©cobalt88/Shutterstock, **24** (l to r - t to b) ©Ivan Kmit/Alamy Images, **24** (l to r - t to b) ©Winston Link/Alamy Images, **24** (l to r - t to b) ©Gita Kulinitich Studio/Shutterstock, **32** (l to r - t to b) ©mariait/Shutterstock, **32** (l to r - t to b) ©Jim Cumming/Shutterstock, **32** (l to r - t to b) ©SV Production/Shutterstock, **32** (l to r - t to b) ©Patryk Kosmider/Shutterstock, **40** (tcr) ©McGraw-Hill, **40** (br) ©Dualororua/Shutterstock, **48** (bl) ©Dualororua/Shutterstock, **49** (tc) ©Giuseppe_R/Shutterstock, **49** (cr) ©Giuseppe_R/Shutterstock, **51** (tl) ©McGraw-Hill, **51** (cr) ©McGraw-Hill, **52** (tcr) ©Dualororua/Shutterstock, **54** 1 ©lynx/iconotec/Glowimages, **54** 2 ©FoodCollection/StockFood, **54** 7 ©Koya979/Shutterstock, **55** 4 ©TeddyandMia/Shutterstock.

WB: 68 (l to r) ©Artem Avetisyan/Shutterstock, **68** (l to r) ©wk1003mike/Shutterstock, **68** (l to r) ©Maffi/Shutterstock, **68** (l to r) ©elenovsky/Shutterstock, **68** (l to r) (x2) ©Es sarawuth/Shutterstock, **72** (l to r - t to b) ©Maffi/Shutterstock, **72** (l to r - t to b) ©McGraw-Hill, **72** (l to r - t to b) ©PIXbank CZ/Shutterstock, **72** (l to r - t to b) ©Sergey Peterman/Shutterstock, **73** (br) ©Nattika/Shutterstock, **75** (l to r - t to b) ©SOMMAI/Shutterstock, **75** (l to r - t to b) ©Maffi/Shutterstock, **75** (l to r - t to b) ©MaraZe/Shutterstock, **75** (l to r - t to b) ©McGraw-Hill, **75** (l to r - t to b) ©Alamy Stock Photo/Alamy Images, **75** (l to r - t to b) ©DUSAN ZIDAR/Shutterstock, **75** (l to r - t to b) ©Yellow Cat/Shutterstock, **75** (l to r - t to b) ©Maks Narodenko/Shutterstock, **75** (l to r - t to b) ©Sergey Peterman/Shutterstock, **75** (l to r - t to b) ©Valentina Razumova/Shutterstock, **76** (br) ©Anastasiia Malinich/Shutterstock, **81** (cr) ©Lillac/Shutterstock, **81** (bl) ©Art_man/Shutterstock, **81** (br) ©Clara Bastian/Shutterstock, **82** (b) ©Bildagentur Zoonar GmbH/Shutterstock, **88** (c) ©Jr images/Shutterstock, **94** (br) ©Kartinkin77/Shutterstock.



www.mheducation.com



Contents



Student's Book

Unit 1 Toys and Things 2

Unit 2 Food 10

Unit 3 Animals 18

Unit 4 Days and Weather 26

Unit 5 Feelings and Things 34

Phonics Practice 42

Wordlist 53

Picture Dictionary 54

Audio Track Lists 58

Grade 4 Objectives 60

Workbook 61



Unit 1 Toys and Things

Talk Time وقت التحدث

1 Listen and say.
أستمع وأقل



كم لديك؟
لدي
اثنان.
كم لديك؟

I have two.

How many do
you have?

How many do
you have?

كم لديك؟

I have one.

لدي واحد.

2 Practice the talks in pairs. تدرب على الحديث مع زميلك.

3 Act out the
talks in pairs.
قم بتمثيل الحدث مع زميلك.



Unit 1 Toys and Things

1

The Answers:

3.

Example:

S 1: How many do you have?

S 2: I have three.

S 1: How many do you have?

S 2: I have one.

S 1: How many do you have?

S 2: I have five.

S 1: How many do you have?

S 2: I have one.

S 1: How many do you have?

S 2: I have two.

S 2: How many do you have?

S 1: I have four.



CD1 02

Fun Time!

4

4. لعبة تخمين الأرقام

Number Guessing Game

How many marbles do I have?

اثنان

Two!

How many marbles
do I have?

كم لديك من الكرات
الزجاجية؟

Seven!

سبعة

Five!

خمسة

That's right! I have five.

صحيح! لدي خمس كرات.

أستطيع ... I Can ...

- act out the talks about *how many* with a partner. قم بتمثيل الحوار مع زميلك باستخدام كم لديك.
- play the Number Guessing Game with a friend. قم باللعب مع زميلك لعبة تخمين الأرقام.



Rhythms and Sounds إيقاعات وأصوات

1 Chant and do. ردد وأفعل.



Robot Bear الدب الآلي؟

Robot bear, robot bear, turn around.

Robot bear, robot bear, touch the ground.

Robot bear, robot bear, show your shoe.

Robot bear, robot bear, you're out, too.



2 Listen, point, and pronounce.
استمع وحدد وأنطق.



Fun Time!

3 تجاوز لعبة الدب الآلي. Pass the Robot Bear Game.

Chant and play.



I Can ... أستطيع

- chant the *Robot Bear* chant with actions.
- tell a friend to do two of the Robot Bear's actions.

أخبر صديق أن يقوم بعمل حركتين
من حركات لعبة الدب الآلي.




Advice Time وقت النصيحة

Keep your room clean.
حافظ على نظافة غرفتك.



الكلمات Words

1 Listen and point. استمع وحدد



2 Listen and say. استمع وقل

3 Listen and find. استمع وجد



Fun Time!

Grammar Toolbox

one robot → two robots,
three robots, four robots ...

4 One Robot, Two Robots ...

Chant and put your hand on top.

ردد وقم بوضع أيديكم فوق بعض

One robot, two robots,
three robots, four.

Five robots, six robots,
seven robots, more!

I Can ... استطيع

- listen, point, and say the names of five toys.
استمع وحدد وقل اسماء الخمس دمي.
- say the names of some clothes.
قم بذكر اسماء بعض الثياب.

GOAL 05

GOAL 06

1 Listen and say. استمع وقل



كيوي K I W I



ليون L I O N



مونكي M O N K E Y



نست N E S T

2 Trace and copy. تتبع الأثر وقل بالنسخ



K

L

M

N



1. **K** IWI



2. **L** ION



3. **M** ONKEY



4. **N** EST



Fun Time!

وقت المتعة

Listen, count, and chant. استمع وقم بالعد وردد



Two monkeys



Three lions



Four puppets



Five toy trucks

I Can ...

- make the sounds of the letters K, L, M, and N and write them.

قم بترديد أصوات الحروف K, L, M, N ثم قم بكتابتها.

- count from 1 to 10.

قم بالعد من رقم 1 إلى رقم 10.



Unit 2 Food الوحدة الثانية : الطعام

Talk Time وقت الحوار

1 Listen and say. استمع وقل



Do you like pizza?

هل تحب البيتزا؟

Yes, I like pizza!

نعم،
أحب البيتزا.

Do you like macaroni?


هل تحب
المعكرونة؟

No, I don't like macaroni!

لا، لا أحب
المعكرونة.

2 Practice the talks in pairs. تدرب على الحوار مع زميلك

3 Act out the talks in pairs. قم بتمثيل الحوار مع زميلك.



I don't like macaroni.

I like pizza.

Unit 2 Food

Talk Time

- 3 Act out the talks in pairs.



The Answers:

3.

S 1: Do you like pizza?

S 2: Yes, I like pizza!

S 1: Do you like macaroni?

S 2: No, I don't like macaroni.

S 1: Do you like macaroni?

S 2: Yes, I like macaroni!

S 1: Do you like pizza?

S 2: No, I don't like pizza!



Fun Time!

Grammar Toolbox

don't = do not

4

Listen. Shout

I like!



or

I don't like!



I like macaroni.



I like pizza.



I like salad.



I like onions.



I like kabsa.



I like soup.

S 1: I like macaroni.

S 2: I like salad.

S 3: I like kabsa.

S 4: I don't like pizza.

S 5: I don't like onions.

S 6: I don't like soup.



I Can ... استطيع

• act out the talks about food with a partner.
قم بتمثيل الحوار مع زميل عن الطعام.

• say two foods that I like.

أتحدث عن الأطعمة التي أحبها.



Rhythms and Sounds الإيقاعات والأصوات

1 Listen and chant. استمع وردد



Cookie Jar Chant

Who took the cookies from the cookie jar?

Safroot took the cookies

from the cookie jar.

Who, me?

Yes, you!

Not me!

Then who took the cookies

from the cookie jar?



2 Listen again and clap the rhythm. استمع مجدداً وصفق مع الإيقاع.



Fun Time!

3 Cookie Jar Game

صفق وردد Clap and chant.



Number two took the cookies from the cookie jar.

Who, me?



I Can ... أستطيع

- chant the *Cookie Jar* chant using good rhythm.
- say "Who took the cookies from the cookie jar?" three times really fast.

قل من قام بأخذ البسكويت من وعاء البسكويت ثلاث مرات
بسرعة عالية.



Advice Time

Eat with your right hand.
تناول الأطعمة بيدك اليمنى.



Words الكلمات

1 Listen, point, and say. استمع وحدد وقل.



1. apple



2. pizza



3. salad




4. soup



5. orange



6. rice



7. sandwich



8. apricot



9. kabsa

2 Listen and practice. اسمتع وتدرّب



1. apple, apple, apple.



2. pizza, pizza, pizza



3. salad, salad, salad.



4. soup, soup, soup.



5. sandwich, sandwich, sandwich.



6. apricot, apricot, apricot.

Fun Time!

3

Number Race

Count fast from 1 to 10 and back.

قم بالعد بشكل سريع من العدد 1 إلى العدد 10 والعكس.



1

2

3

4

- * One, two, three, four, five, six, seven, eight, nine, ten.
- * Ten, nine, eight, seven, six, five, four, three, two, one.
- * One orange, two apples, three pizzas, four sandwiches, five carrots, six onions, seven bananas, eight cherries, nine cookies, ten potatoes.



6

7

8

9

10

- * Ten potatoes, nine cookies, eight cherries, seven bananas, six onions, five carrots, four sandwiches, three pizzas, two apples, one orange.

Grammar Toolbox

Countable
sandwiches
apples

Uncountable
soup
rice

I Can ... أستطيع

- point to and say five kinds of food.
* قم بتحديد خمسة أطعمة وأنطقها.
- count from one to ten and back.
* قم بالعد من 1 إلى 10 والعكس.

GOAL 13

GOAL 14

Phonics الصوتيات

1 Listen and say. استمع وانطق



أوكتوبوس OCTOPUS



باروت PARROT



كويلت QUILT



رأبببب RABBIT

2 Trace and copy.

تتبع الأثر وأنسخ

O O O O O

P P P P P

Q Q Q O O

R R R R R

3 Listen and write.



1. OCTOPUS 

2. PARROT 

3. QUILT 

4. RABBIT 

Fun Time!

4 Draw, count, and write. قم بالرسم والعد والكتابة



O C T O P U S

I Can ...

- make the sounds of the letters O, P, Q, and R.

قم بترديد أصوات الحروف O, P, Q, R.

- write the letters A to R.

قم بكتابة الحروف من A إلى R.



GOAL 15



GOAL 16

Unit 3 Animals الوحدة الثالثة: الحيوانات

Talk Time وقت الحوار

1 Listen and say. استمع وتحدث.

هل لديك
حيوان
أليف؟



نعم، لدي
سلحفاة.

2 Act out the talks in pairs. قم بتمثيل الحوار مع زميلك.

3 Ask two people if they have a pet. اسأل شخصين إذا كانا يملكان حيوان أليف.



Unit 3 Animals الوحدة الثالثة: الحيوانات

Talk Time وقت الحوار

1 Listen and say.

3 Ask two people if they have a pet.
اسأل شخصين إذا كانا يملكان حيوان أليف.



The Answers:

3.

S1: Do you have a pet?

S 2: Yes, I do. I have a fish.

S1: Do you have a pet?

S 2: No, I don't.

S1: Do you have a pet?

S 2: Yes, I do. I have a turtle.

S1: Do you have a pet?

S 2: No, I don't.

S1: Do you have a pet?

S 2: No, I don't.

S1: Do you have a pet?

S 2: Yes, I do. I have a parrot.

Fun Time!

4 Number Race



سباق الأرقام
Count fast from 11 to 20.

11											
12											
13											
14											
15											
16											
17											
18											
19											
20											

- * Eleven, twelve, thirteen, fourteen, fifteen, sixteen, seventeen, eighteen, nineteen, twenty.
- * Eleven horses, twelve rabbits, thirteen zebras, fourteen lions, fifteen bears, sixteen cats, Seventeen birds, eighteen chickens, nineteen turtles, twenty eggs.



I Can ... أستطيع

- act out the talks about pets with a partner.
تمثيل الحوار مع زميل عن الحيوانات الأليفة.
- I can count from 11 to 20.
أستطيع العد من 11 إلى 20.



Rhythms and Sounds

1 Listen and chant.



PACO

There was a farmer who had a horse,

And PACO was his name-oh!

P-A-C-O, P-A-C-O, P-A-C-O,

And PACO was his name-oh!



2 Listen again and stamp the rhythm.

3 Write PACO.

P A C O

Fun Time!

لعبة التخمين. كم عدد الحيوانات؟

4 Guessing Game. How many animals?

Listen and match. استمع وصل



The grid contains the following animals and numbers:

- Top row: 10 rabbits, 10 horses, 10 bears, 10 eggs.
- Middle row: 10 birds, 10 puppies, 10 zebras.
- Bottom row: 10 ducks, 10 chickens, 10 bears, 10 zebras.

Numbers in the grid: 11, 12, 13, 14, 15, 16, 17, 18, 19, 20.

Connections (indicated by blue arrows):

- 11 connects to 10 rabbits.
- 12 connects to 10 horses.
- 13 connects to 10 bears.
- 14 connects to 10 eggs.
- 15 connects to 10 puppies.
- 16 connects to 10 zebras.
- 17 connects to 10 ducks.
- 18 connects to 10 chickens.
- 19 connects to 10 bears.
- 20 connects to 10 zebras.

I Can ...

- chant the *PACO* chant by myself using good rhythm.
- count from 11 to 20 and back.



أستطيع العد من 11 إلى 20 والعكس.

الكلمات Words

1 Listen and point. استمع وحدد



1. duck



2. cat



3. bird



4. fish



5. mouse



6. cow



7. horse



8. sheep



9. chicken



2 Listen, point, and say. استمع وحدد وانطق

3 Listen and make the sounds. استمع وقلد الأصوات



Tweet, tweet



Moo, moo

1.

2.



Neigh, neigh

3.

4.



Baaa, baaa

5.



Cluck, cluck

Fun Time!

4 Old MacDonald



ردد وقلد الأصوات. Chant and make the sounds.

Old Mac Donald had a farm

Ee-ii-ee-ii-oh

And on that farm he had some cows

Ee-ii-ee-ii-oh

With a MOO MOO here

And a MOO MOO there

Here a MOO

There a MOO

Everywhere a MOO MOO

Old Mac Donald had a farm

Ee-ii-ee-ii-oh



I Can ... استطيع

- say the names of three animals.
* أن أقول ثلاثة أسماء من الحيوانات.
- make the sounds of three animals.
* تقليد أصوات ثلاثة حيوانات

GOAL 21

GOAL 22

Advice Time

Treat animals kindly.
تعامل مع الحيوانات برفق.



Phonics الأصوات

1 Listen and say. أستمع وانطق.



سن SUN



تايجر TIGER



أمبريلا UMBRELLA



فايز VASE

2 Trace and copy. تتبع الأثر وقم بالنسخ.

S S S S S

T T T T T

U U U U U

V V V V V

3 Listen and write.

S T U V



1. S UN



2. T TIGER



3. U MBRELLA



4. V ASE



Fun Time!

4 Listen, count, and write.



20

21

22

23

24

25

26

27

28

29

30

I Can ... أستطيع

• make the sounds of the letters S, T, U, and V.

* أن أنطق أصوات الحروف S, T, U, V.

• I can count from 20 to 30 and back.

* أستطيع العد من 20 إلى 30 والعكس.



Unit 4 Days and Weather


وقت الحوار Talk Time

1 استمع وتحدث
Listen and say.



Sun	Mon	Tue	Wed	Thur	Fri	Sat
			✓			✓

أحب يوم
الأربعاء.
ماذا عنك؟



What day do you like?

I like Wednesday.
How about you?



أحب يوم
السبت.

I like Saturday.

2 تدرب على الحوار مع زميل. Practice the talk in pairs.

3 Act out the talk in pairs.

S 1: What day do you like?

S 2: I like Friday. How about you?

S 1: I like Monday.

S 1: What day do you like?


S 2: I like Thursday. How about you?

S 1: I like Saturday.



4 Hot Potato Game

Say the sentence and pass the potato.



S 1: What day do you like?

S 2: I like Tuesday. How about you?

S 3: I like Monday. How about you?

S 4: I like Thursday. How about you?

S 5: I like Wednesday. How about you?

S 6: I like Sunday. How about you?

S 7: I like Saturday. How about you?

S 8: I like Friday. How about you?



I Can ... أستطيع

- act out the "What day do you like?" talk with a partner.

* أستطيع تمثيل عن ما هو اليوم الذي تحبه مع زميل.

- say what day of the week I like.

* أستطيع أن أقول ما هو اليوم الذي أحبه.



GOAL 25



GOAL 26

Rhythms and Sounds

1 Listen and chant.



Days of the Week أيام الأسبوع

Sunday, Monday, Tuesday,

Wednesday, Thursday,

Thursday,

Friday, Saturday,

Sunday comes again.

2 Listen, point, and pronounce. استمع وحدد وأنطق



Fun Time!

3 Chant and Do



قم برسم أشكال الحروف. Make the letter shapes.



I Can ... أستطيع

- chant the *Days of the Week* chant by myself.
* أستطيع ترديد أيام الأسبوع من تلقاء نفسي.
- say the days of the week from Sunday to Saturday with good pronunciation.
* أستطيع نطق أيام الأسبوع من الأحد إلى السبت بنطق جيد.



الكلمات Words

1 Listen and point. استمع وأحدد



1. انه يوم مشمس. It's sunny today.



What's the weather like today?

ما هي حالة الطقس اليوم؟

2. انه يوم غائم. It's cloudy today.



3. انه يوم ممطر. It's rainy today.



4. انه يوم مثلج. It's snowy today.



5. انه يوم عاصف. It's windy today.



2 Listen, point, and pronounce. استمع وحدد وانطق



1. sunny

3. rainy

2. cloudy

4. snowy

5. windy

Fun Time!

3 Chant and do.



Weather Chant

It's **sunny** today.
It's **sunny** today.
The **sun** is **showing** its **face**.
It's **sunny** today.
It's **sunny** today.
The **sun** is **showing** its **face**.
It's **cloudy** today.
The **sun** is **hiding** its **face**.
It's **rainy** today.
The **sun** is **washing** its **face**.



I Can ... أستطيع

- say three sentences about weather.
* أستطيع أن أقول ثلاث جمل عن الطقس.
- say what the weather is like today.
* أستطيع أن أقول ما هي حالة الطقس اليوم.



Advice Time

Start your day with a smile.
إبدأ يومك بابتسامه.



1 Listen and say. استمع وتحدث



وولف WOLF



فوكس FOX



يارد YARD



زيبيرا ZEBRA

2 Trace and copy.



3 Listen and write.

W X Y Z



1. **W**OLF



2. **F**OX



3. **Y**ARD



4. **Z**EBRA



Fun Time!

4 Listen, write, and chant.



10

20

30

40

50

60

70

80

90

100

I Can ...

- make the sounds and write the letters W, X, Y, and Z.

* أستطيع أن أنطق وأكتب الحروف W, X, Y, Z.

- count from 10 to 100 in tens.

* أستطيع العد من 10 إلى 100 باستخدام العشرات.



Unit 5 Feelings and Things

Talk Time وقت الحوار

- 1 Listen and say.
استمع وتحدث



Are you happy?

هل أنت سعيد؟



Yes, I am. I have a new laptop. Look!

نعم، أنا كذلك. انظر،
أملك جهاز لابتوب جديد



What's the matter?

ما الأمر؟

I'm thirsty and my friend is hungry.

أنا عطشان
وصديقي
جائع.

- 2 Practice the talks in pairs.
تدرب على الحوار مع صديق

- 3 Act out the talks in pairs.
قم بتمثيل الحوار مع صديق



Fun Time!

4 Who's happy?

استمع وقم بالتوصيل. Listen and match.



1. scared

2. sad

3. thirsty

4. hungry

5. happy

6. angry

5 Listen again and do.

6 حدد واسأل وجاوب مع زميل. Point, ask, and answer in pairs.



Number 2. Is he hungry?
رقم 2. هل هو جائع؟

Yes, he is.
نعم، هو كذلك.

I Can ... أستطيع


- ask someone "What's the matter?" and get the answer.
* اسأل شخص "ما الأمر؟" واحصل على الجواب.
- point, ask, and say how someone is feeling.
* حدد واسأل وتحدث عن مشاعر شخص ما.



Fun Time!

6 حدد واسأل وجاوب مع زميل. Point, ask, and answer in pairs.

Number 2. Is he hungry?



Yes, he is.

رقم 2. هل هو جائع؟

نعم، هو كذلك.

6

S 1: Number 1. Is he happy?

S 2: Yes, he is.

S 1: Number 1. Is he happy?

S 2: Yes, he is.

S 1: Number 3. Is he thirsty?

S 2: Yes, he is.

S 1: Number 5. Is she sad?

S 2: Yes, she is.

S 1: Number 4. Is she angry?

S 2: Yes, she is.

S 1: Number 6. Is she scared?

S 2: Yes, she is.



Rhythms and Sounds

1 Listen, point, and chant.



Are you hungry?

Are you hungry? Are you thirsty?



Are you happy? Are you sad?



What's the matter? What's the matter?



They're all hungry, they're all sad!

Who is angry? Who is scared?



She is angry and she's scared.



Who is sleepy? Who is bored?



He is sleepy and he's bored.



What's the matter? What's the matter?

We're all happy, we're all well!



2 Change the words and chant.

Are you scared?

Are you scared? Are you bored?

Are you angry? Are you sad?

What's the matter? What's the matter?

They're all scared, they're all sad!

Who is hungry? Who is thirsty?

She is hungry and she's thirsty.

Who is happy? Who is well?

He is happy and he's well.

What's the matter? What's the matter?

We're all sleepy, we're all bored!

Advice Time

Be happy with what you have.

كن سعيداً مع ما تملكه.





Fun Time!

3

This is Kenan!

Listen and circle. Then listen and read along.



This is Kenan. He is **ten** /
nine. He is a very **happy** /
hungry boy.



This is his parrot. His name
is **Tim** / **Tom**. Tim is **big** /
small and fat. He is blue and
orange, and he is **angry** /
hungry all the time. Kenan
and Tim are good friends.



4

Answer the questions.

1. How old is Kenan?
2. Is Kenan happy or sad?
3. What color is Tim?
4. Is Tim thirsty?

He is ten.

He is happy.

He is blue and orange.

No, he is angry

I Can ...

- chant, ask "Are/you/he/she/we/they ...?", and get the answer.
- listen, read, and answer questions correctly.

* أستطيع أن استمع وأقرأ وأجيب الأسئلة بشكل صحيح.



الكلمات Words

1 Listen, point, and practice. استمع وحدد واتدرب



These skirts are blue.



Those trousers are blue.

هذه التنانير زرقاء.

تلك البنطل زرقاء.

1.



skirts

تنانير

1. These skirts are blue.

4.



glasses نظارات

4. Those glasses are brown.

2.



trousers

بنطل

2. Those trousers are blue.

5.



caps طاقيات

5. Those caps are green.

3.



T-shirts

تي شيرت

3. These T-shirts are white.

6.



shoes جزمه

6. These shoes are red.

2

Listen and say. استمع وتحدث

Are these your shoes?

Are those your shoes?

هل تلك جزماتك؟

هل هذه الجزمات لك؟



No, they're not. My shoes are red.

Yes, they are. They're my new shoes.

نعم، إنها لي. هذه جزماتي الجديدة.

3

Practice the talk in pairs.

تدرب على الحوار مع زميلك.

4

Change the words and practice.

قم بتغيير الكلمات وتدرب.



Fun Time!

5

مذكرات كنعان

Kenan's Diary

Listen, read, and answer.



Kenan's Diary

I'm happy today! My friend, Pete, is here for the day!

We have many toys and games to play!

We are in my room. My new laptop is on the desk.

All our computer games are on the desk too!
Let's play!



Is Kenan happy?

Yes, he is.

Where are Kenan and Pete?

They are in Ken's room.

Where are the computer games?

They are on the desk.



Grammar Toolbox



My sock is **on** the bed.



The ring is **in** the box.

I Can ...

- talk and ask about clothes using "These" or "Those".
- say where something is using "in" and "on".



Phonics الصوتيات

1 Listen, point, and say. استمع وحدد وانطق



b

bear 4

p

pear 5

v

van 2

f

fan 6



sh

ships 8

ch

chips 1

th

this 3

th

3

three 7

2 Listen and number. استمع وقم بالترقيم

3 Listen, point, and say. استمع وحدد وانطق



a

tap 3

a_e

tape 7

i

pin 5

i_e

pine 1



o

top 2

o_e

rope 4

u

cub 6

u_e

cube 8

4 Listen and number. استمع وقم بالترقيم

5 Listen and check ✓ LONG or SHORT. استمع وقم بتحديد اذا كان طويلاً أو قصيراً



	ship	sheep	sea	sit	speak	week
LONG		✓	✓		✓	✓
SHORT	✓			✓		

Fun Time!

6 Listen to the sound and check ✓.




1. b ☐ p ☐



5. sh ☐ ch ☐

2. b ☐ p ☐



6. sh ☐ ch ☐

3. v ☐ f ☐



7. th ☐ th ☐

4. v ☐ f ☐



3

8. th ☐ th ☐

7 Listen and circle the word. Then match.



1. tap cap tape



2. van vase save



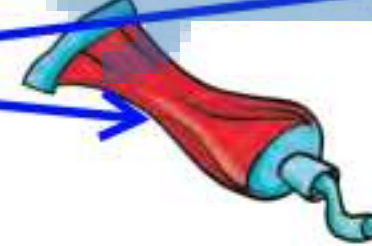
3. rice ring nice



4. pin pine nine



5. cube tub tube



6. cut cute cat



7. rope rice rose



I Can ...

- recognize and say b/p, f/v, sh, ch, th, and a/a_e, i/i_e, o/o_e, u/u_e
- recognize and match sounds to letters



Listening, Tracing, and Writing

Worksheet 1: a b c d e

CD3 O2 ① Listen, trace the first letter, and write it on the line.

1. a b c d e

a

2. a b c d e

d

3. a b c d e

e

4. a b c d e

b

5. a b c d e

c

6. a b c d e

b

CD3 O3 ② Listen and write the first letter.

1. d

2. a

3. e

4. b

5. c

6. a

apple



bear



cow



duck



egg



Worksheet 2: f g h i j

CD3 04 1 Listen, trace the first letter, and write it on the line.

1. f g h i j
i

2. f g h i j
j

3. f g h i j
g

4. f g h i j
f

5. f g h i j
h

6. f g h i j
j

CD3 05 2 Listen and write the first letter.

1. j

2. f

3. h

4. g

5. i

6. f

fish



goat



hat



ink



jet



Worksheet 3: k l m n o

CD3-06 ① Listen, trace the first letter, and write it on the line.

1. k l m n o

k

2. k l m n o

o

3. k l m n o

m

4. k l m n o

n

5. k l m n o

l

6. k l m n o

o

CD3-07 ② Listen and write the first letter.

1. o

2. m

3. k

4. l

5. n

6. m

kiwi



lion



monkey



nest



octopus



Worksheet 4: p q r s t

CD3 08 ① Listen, trace the first letter, and write it on the line.

1. p q r s t
t

2. p q r s t
p

3. p q r s t
s

4. p q r s t
q

5. p q r s t
r

6. p q r s t
t

CD3 09 ② Listen and write the first letter.

1. p

2. t

3. r

4. s

5. q

6. p

pen



quilt



rabbit



sun



tiger



Worksheet 5: u v w x y z



1 Listen, trace the letter, and write it on the line.

1. u v w x y z

z

2. u v w x y z

v

3. u v w x y z

w

4. u v w x y z

u

5. u v w x y z

y

6. u v w x y z

x



2 Listen and write the letter.

1. w

2. z

3. u

4. y

5. v

6. f

umbrella



vase



wolf



fox



yard



zebra



Worksheet 6: a to z

CD3 12 ① Listen, trace the first letter, and write it on the line.

1. a b c d e

d

2. f g h i j

j

3. k l m n o

m

4. p q r s t

s

5. u v w x y z

v

CD3 13 ② Listen and write the first letter.

1. p

2. o

3. a

4. v

5. c

6. h

7. f

8. k

9. z

10. e

words with b, p

CD3 14

1 Listen, point, and say.



b
bear



p
pear

CD3 15

2 Listen to the sound, check ✓, and write. Then draw a line to the right picture.

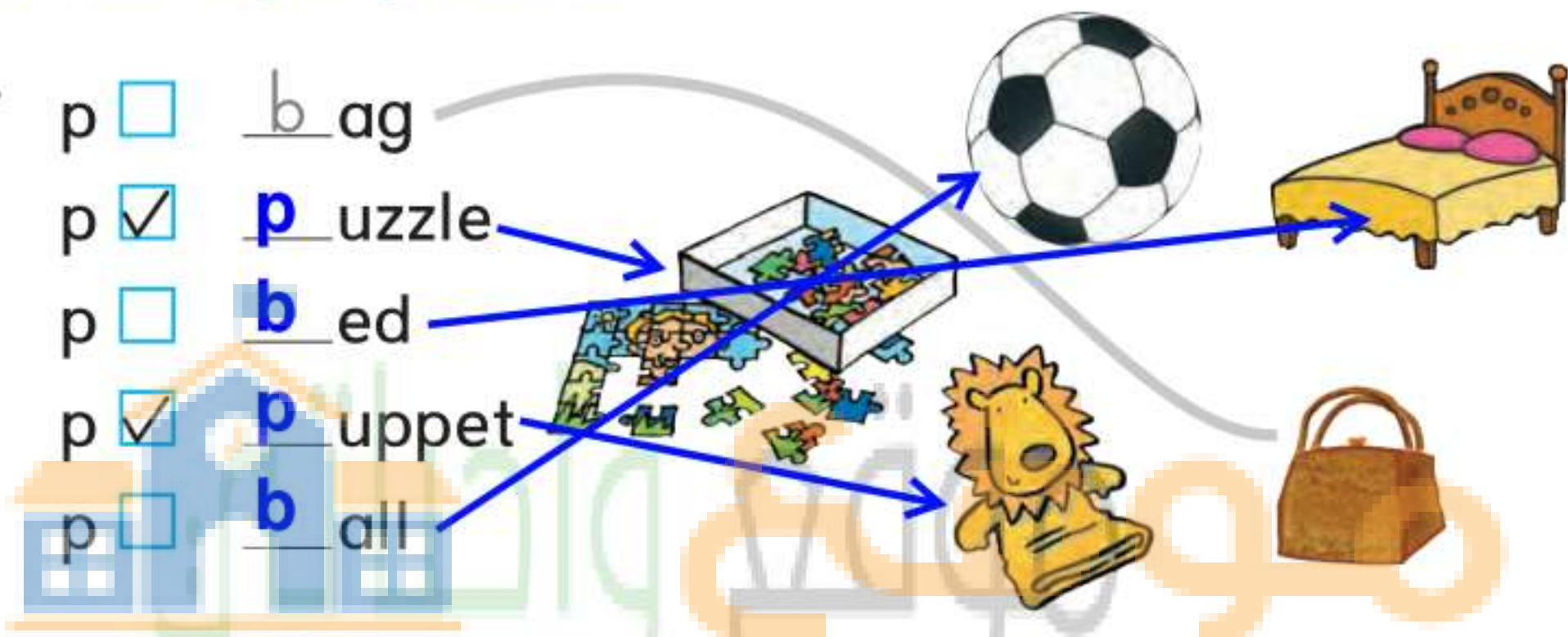
1. b ☒ p ☐ b ag

2. b ☐ p ☒ p uzzle

3. b ☒ p ☐ b ed

4. b ☐ p ☒ p uppet

5. b ☒ p ☐ b all



CD3 16

3 Listen, point, and say.



-b
tub



-p
top

CD3 17

4 Listen to the sound, check ✓, and write. Then draw a line to the right picture.

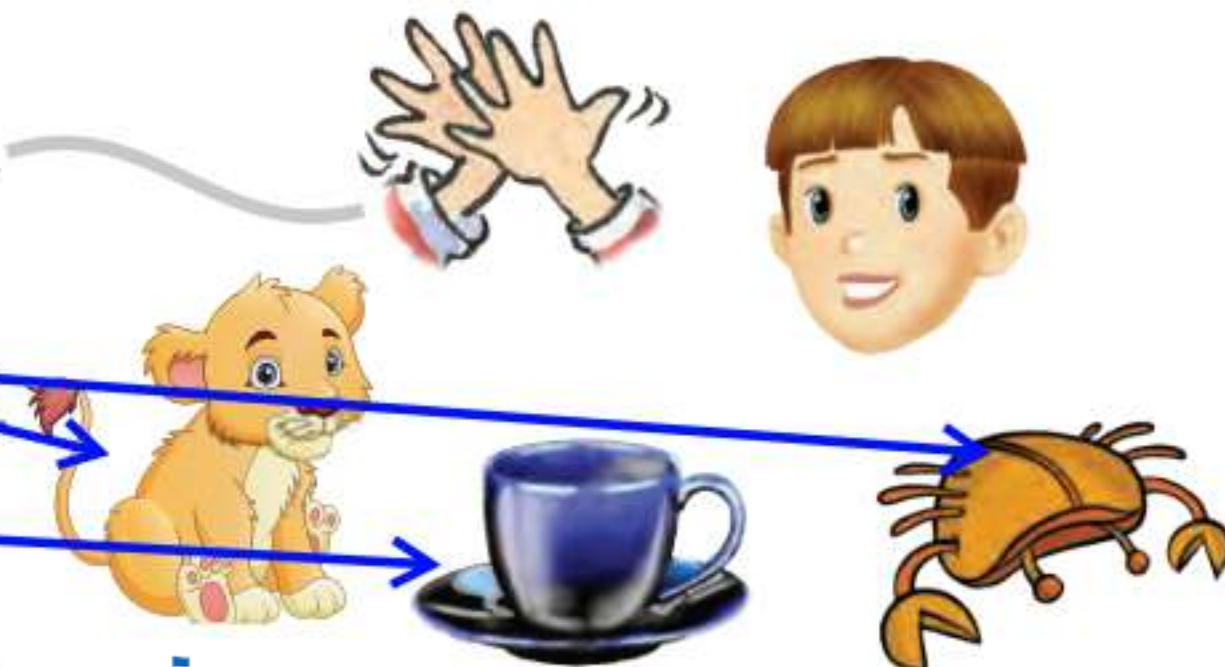
1. b ☐ p ☒ cla p

2. b ☒ p ☐ cu b

3. b ☒ p ☐ cra b

4. b ☐ p ☒ cu p

5. b ☒ p ☐ Ro b



CD3 18 ① Listen, point, and say.



chicken



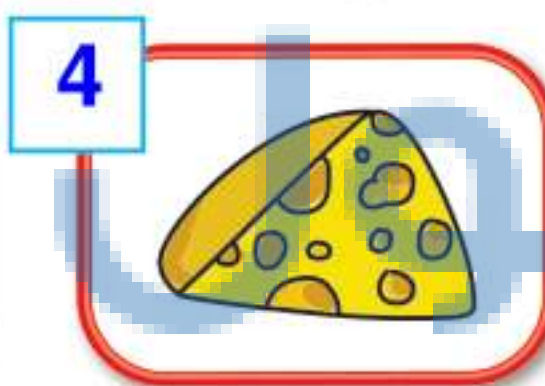

lunch



sheep

CD3 19 ② Listen and circle the word. Then match with a picture.

- | | | | |
|------------|----------|--------|--------|
| 1. chicken | children | chosen | shaken |
| 2. lamp | lunch | ranch | launch |
| 3. chip | jeep | sheep | shop |
| 4. cheese | cheap | check | chick |
| 5. shop | ship | soap | chip |



CD3 20 ③ Read and match. Then listen and check.

1. A sheep is on the ship.
2. I like chocolate.
3. I like fish for lunch.
4. A ship is on the fish!



Words with a_e, i_e Long Vowels and Clever _e

CD3 21 ① Listen, point, and say. Then write *a* or *a_e*.



tap



cap



tape



cake

CD3 22 ② Listen, point, and say. Then write *i* or *i_e*.



pin



Jim



pine



nine

CD3 23 ③ Listen to the sound and circle the right word. Then match with a picture.

1. white

whit

what



2. hate

hat

that

3. save

van

vase

4. nice

ring

rice



words with v, f

1 Listen, point, and say. Then write v or f.



van



fan



vase



face

2 Listen and circle the word. Then match with a picture.

- | | | | |
|--------------------|-------------|-------------|------------|
| 1. five | fine | fire | file |
| 2. fax | fox | four | fat |
| 3. vat | ran | man | van |
| 4. wish | fish | fin | fine |
| 5. football | footbath | basketball | volleyball |
| 6. face | raise | vase | save |



3 Find and write the words.



- | | | | |
|---------|------------|----------|--------------|
| 1. five | 2. van | 3. fox | 4. farm |
| 5. food | 6. frog | 7. vase | 8. seven |
| 9. fish | 10. eleven | 11. face | 12. football |

Words with o_e and u_e Long Vowels and Clever _e

CD3 26 1 Listen, point, and say.



top



rope



cub



cube

CD3 27 2 Listen to the sound and circle the right word. Then match with a picture.

1. rope	pore	nope	
2. role	rose	rise	
3. tube	tub	but	
4. cut	cute	tut	
5. nose	soon	pose	
6. cub	tube	cube	

3 Find and write the words.

rose plate five cut cube like top price rope tube nose pin

- | | | | |
|----------------|-----------------|-----------------|----------------|
| 1. <u>rose</u> | 2. <u>plate</u> | 3. <u>five</u> | 4. <u>cut</u> |
| 5. <u>cube</u> | 6. <u>like</u> | 7. <u>top</u> | 8. <u>rice</u> |
| 9. <u>rope</u> | 10. <u>tube</u> | 11. <u>nose</u> | 12. <u>pin</u> |

Word List

again (p12)	How about you? (p26)	sixteen (p21)
Animals (p18)	How many (p2)	sixty (p33)
apricot (p14)	hungry (p34)	skirt (p6)
back (p15)	kabsa (p11)	snowy (p30)
bananas (p15)	kiwi (p8)	soup (p11)
bicycle (p6)	like (p10)	stamp (p20)
bird (p22)	lion (p8)	Start your day with a smile. (p31)
carrots (p15)	macaroni (p10)	stickers (p6)
cat (p22)	marbles (p3)	Sunday (p26)
cell phone (p6)	Monday (p26)	sunny (p30)
chant (p5)	monkey (p8)	That's right! (p3)
cherries (p15)	more (p7)	Things (p2)
chicken (p22)	mouse (p22)	thirsty (p34)
cloudy (p30)	nineteen (p21)	thirteen (p21)
coloring book (p6)	ninety (p33)	thirty (p25)
computer games (p6)	one hundred (p33)	Thursday (p26)
cookie jar (p12)	onions (p11)	today (p30)
cookies (p12)	orange (p14)	took (p12)
count (p9)	out (p4)	touch (p4)
Days (p26)	parrot (p16)	Toys (p2)
dollhouse (p6)	pet (p18)	toy truck (p6)
Eat with your right hand. (p13)	play (p5)	Treat animals kindly. (p23)
eighteen (p21)	potatoes (p15)	trousers (p6)
eighty (p33)	puppet (p6)	T-shirt (p6)
eleven (p21)	puzzle (p6)	Tuesday (p26)
farm (p23)	rainy (p30)	turn around (p4)
farmer (p20)	rice (p14)	turtle (p18)
fifteen (p21)	robot (p6)	twelve (p21)
fifty (p33)	sad (p35)	twenty (p21)
Food (p10)	salad (p11)	washing (p31)
football (p6)	sandwich (p14)	Weather (p26)
forty (p33)	Saturday (p26)	Wednesday (p26)
fourteen (p21)	scared (p35)	Week (p28)
fox (p32)	seventeen (p21)	What day do you like? (p27)
Friday (p26)	seventy (p33)	What's the weather like today? (p30)
happy (p34)	sheep (p22)	Who me? (p13)
have (p2)	shirt (p6)	windy (p30)
hiding (p31)	shoe (p4)	You're out! (p5)
his name (p20)	show (p4)	
horse (p20)	showing (p31)	



apricot p14



banana p15



bicycle p6



bird p22



carrot p15



cat p22



cell phone p6



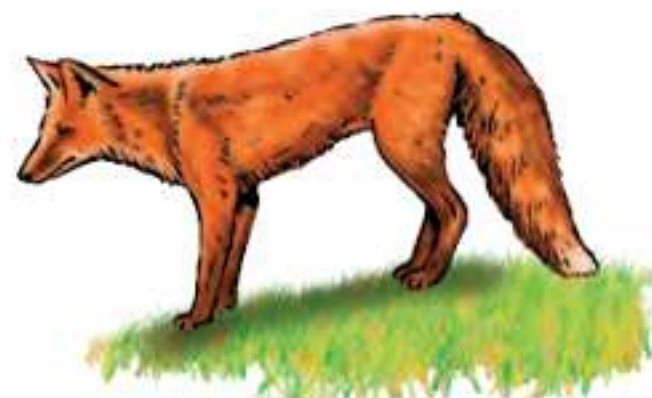
cherries p15




chicken p22




computer game
p6



fox p33



horse p20



kiwi p9



lion p8



macaroni p10



marbles p3



mouse p22



nest p9



octopus p17



onion p11



orange p14



parrot p16



potatoes p15



puppet p6



puzzle p6




quilt p17



rabbit p17



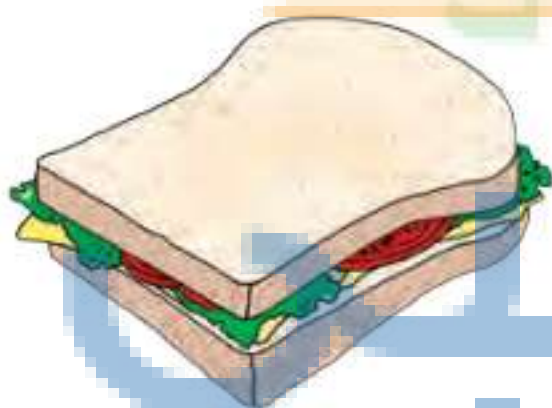
rice p14



robot p6



salad p11




sandwich p14



shirt p6



shoes p4



sheep p22



skirt p6




soup p11



stickers p6



sun p25



tiger p25




toy truck p6



trousers p6



T-shirt p6



turtle p18



umbrella p25



vase p25



wolf p33



yard p33



zebra p33

CD 1 Audio Track List

Track	Unit	Student Book Section
2	1	Exercise 1. Listen and say
3	1	Exercise 4. Number Guessing Game
4	1	Exercise 1. Chant and do
5	1	Exercise 2. Listen, point, and pronounce
6	1	Exercise 3. Pass The Robot Bear Game
7	1	Exercise 1. Listen and point
8	1	Exercise 2. Listen and say
9	1	Exercise 3. Listen and find
10	1	Exercise 4. One Robot, Two Robots...
11	1	Exercise 1. Listen and say
12	1	Exercise 3. Listen and write
13	1	Exercise 4. Listen, count, and chant
14	2	Exercise 1. Listen and say
15	2	Exercise 4. Listen
16	2	Exercise 1. Listen and chant
17	2	Exercise 3. Cookie Jar Game
18	2	Exercise 1. Listen, point, and say
19	2	Exercise 2. Listen and practice
20	2	Exercise 3. Number Race
21	2	Exercise 1. Listen and say
22	2	Exercise 3. Listen and write
23	3	Exercise 1. Listen and say
24	3	Exercise 4. Number Race
25	3	Exercise 1. Listen and chant
26	3	Exercise 4. Guessing Game
27	3	Exercise 1. Listen and point
28	3	Exercise 2. Listen, point, and say
29	3	Exercise 3. Listen and make the sounds
30	3	Exercise 4. Old MacDonald
31	3	Exercise 1. Listen and say

Track	Unit	Student Book Section
32	3	Exercise 3. Listen and write
33	3	Exercise 4. Listen, count, and write
34	4	Exercise 1. Listen and say
35	4	Exercise 4. Hot Potato Game
36	4	Exercise 1. Listen and chant
37	4	Exercise 2. Listen, point, and pronounce
38	4	Exercise 3. Chant and do
39	4	Exercise 1. Listen and point
40	4	Exercise 2. Listen, point, and pronounce
41	4	Exercise 3. Chant and do
42	4	Exercise 1. Listen and say
43	4	Exercise 3. Listen and write
44	4	Exercise 3. Listen, write, and chant
45	5	Exercise 1. Listen and say
46	5	Exercise 4. Listen and match
47	5	Exercise 6. Point, ask, and answer
48	5	Exercise 1. Listen, point, and chant
49	5	Exercise 2. Change the words and chant
50	5	Exercise 4. Listen and circle
51	5	Exercise 1. Listen, point, and practice
52	5	Exercise 2. Listen and say
53	5	Exercise 3. Listen, read, and answer
54	5	Exercise 1. Listen, point, and say
55	5	Exercise 2. Listen and number
56	5	Exercise 3. Listen, point, and say
57	5	Exercise 4. Listen and number
58	5	Exercise 5. Listen and check
59	5	Exercise 6. Listen to the sound
60	5	Exercise 7. Listen and circle

CD 2 Audio Track List

Track	Unit	Workbook Section
2	1	Exercise 1. Listen, point, and practice
3	1	Exercise 1. Listen and practice
4	1	Exercise 1. Listen, chant, and do
5	1	Exercise 1. Listen, point, and practice
6	1	Exercise 1. Listen, point, and practice
7	1	Exercise 1. Listen, point, and practice
8	1	Exercise 1. Listen, point, and practice
9	1	Exercise 1. Listen, point, and practice
10	2	Exercise 1. Listen, point, and practice
11	2	Exercise 1. Listen, point, and practice
12	2	Exercise 1. Listen and chant
13	2	Exercise 1. Listen and practice
14	2	Exercise 1. Listen, point, and practice
15	2	Exercise 1. Listen, point, and practice
16	2	Exercise 1. Listen, point, and practice
17	2	Exercise 1. Listen, point, and practice
18	3	Exercise 1. Listen and practice
19	3	Exercise 1. Listen and practice
20	3	Exercise 1. Listen and chant
21	3	Exercise 1. Listen, point, and count

Track	Unit	Workbook Section
22	3	Exercise 1. Listen, point, and practice
23	3	Exercise 1. Listen, point, and practice
24	3	Exercise 1. Listen, point, and practice
25	3	Exercise 1. Listen, point, and chant
26	4	Exercise 1. Listen and practice
27	4	Exercise 1. Listen, point, and practice
28	4	Exercise 1. Listen and chant
29	4	Exercise 1. Listen, point, and practice
30	4	Exercise 1. Listen, point, and practice
31	4	Exercise 1. Listen, practice, and say
32	4	Exercise 1. Listen, point, and practice
33	4	Exercise 1. Listen, point, and practice
34	5	Exercise 1. Listen, point, and practice
35	5	Exercise 1. Listen and circle
36	5	Exercise 1. Listen and chant
37	5	Exercise 1. Listen and practice
38	5	Exercise 1. Listen and practice
39	5	Exercise 1. Listen and practice
40	5	Exercise 1. Listen and check
41	5	Exercise 1. Listen and circle

CD 3 Audio Track List

Track	Unit	Phonics Practice Section
02	1	Exercise 1. Listen, trace the first letter
03	1	Exercise 2. Listen and write
04	1	Exercise 1. Listen, trace the first letter
05	1	Exercise 2. Listen and write
06	2	Exercise 1. Listen, trace the first letter
07	2	Exercise 2. Listen and write
08	2	Exercise 1. Listen, trace the first letter
09	2	Exercise 2. Listen and write
10	3	Exercise 1. Listen, trace the first letter
11	3	Exercise 2. Listen and write
12	3	Exercise 1. Listen, trace the first letter
13	3	Exercise 2. Listen and write
14	3	Exercise 1. Listen, point, and say
15	3	Exercise 2. Listen to the sound, check, and write.

Track	Unit	Phonics Practice Section
16	3	Exercise 3. Listen, point, and say
17	3	Exercise 4. Listen to the sound, check, and write.
18	4	Exercise 1. Listen, point, and say
19	4	Exercise 2. Listen and circle
20	4	Exercise 3. Read and match
21	4	Exercise 1. Listen, point, and say
22	4	Exercise 2. Listen, point, and say
23	4	Exercise 3. Listen to the sound and circle
24	4	Exercise 1. Listen, point, and say
25	4	Exercise 2. Listen and circle
26	4	Exercise 1. Listen, point, and say
27	4	Exercise 2. Listen to the sound and circle

الحد الأدنى	By the end of grade four students will be able to:	الفصل الدراسي الأول		الفصل الدراسي الثاني		الرمز
		الفترة الأولى	الفترة الثانية	الفترة الثالثة	الفترة الرابعة	
X	Recognize and produce the sounds of the English alphabet.	√	√	√	√	1/7/4
X	Recognize short and only some long vowels: {long /a/ as in "cake", long /e/ as in "sea", long /o/ as in "nose", and long /i/ as "kite"}.	√	√	√	√	2/7/4
X	Recognize and differentiate between some English letters (b & p), (f & v).			√	√	3/7/4
	Recognize and produce only some English digraphs such as, (th, sh, ch).			√	√	4/7/4
X	Recognize and match sounds to letters.	√	√	√	√	5/7/4
X	Participate verbally and non-verbally in short simple activities: greeting, giving and receiving commands and instructions.	√	√	√		6/7/4
X	Recognize intonation patterns of statements and questions.	√	√	√	√	7/7/4
X	Ask and respond to simple assigned sentences in present tense form with the verb (like) using first and second person singular and in affirmative, negative and interrogative statements and (Yes/No questions).			√	√	8/7/4
X	Ask and respond to basic questions about personal information using verb to be (am, is, are),(have got) and wh. questions (what, where, who, how).	√	√	√	√	9/7/4
X	Recognize and use indefinite articles (a, an) using (this and that).	√	√	√		10/7/4
X	Recognize and apply regular plural formation using (these and those).	√	√	√	√	11/7/4
X	Recognize and apply subjective pronouns correctly (I, You, He, She, It, We, They).	√	√	√	√	12/7/4
	Recognize prepositions of place (in, on)		√	√	√	13/7/4
	Talk about feelings in simple and short sentences.				√	14/7/4
X	Identify main colours (red, blue, green, black, white, yellow, brown)	√	√			15/7/4
X	Identify and talk about classroom objects which are assigned in the book.	√	√	√		16/7/4
	Identify and talk about family members and possession using two possessive adjectives: (my, your)		√	√	√	17/7/4
	Identify and talk about food, animals, clothes.			√	√	18/7/4
	Talk about likes and dislikes.			√	√	19/7/4
	Be willing to listen to short digital and recoded materials.	√	√	√	√	20/7/4
X	Utter simple words and numbers (cardinal numbers 1-19).	√	√	√	√	21/7/4
	Read and count numbers in tens (10-100).				√	22/7/4
X	Read aloud simple words and sentences.	√	√	√	√	23/7/4
X	Read and match words to photos/drawings.		√	√	√	24/7/4
X	Read and comprehend simple short sentences.	√	√	√	√	25/7/4
X	Spell some simple sight words correctly.			√	√	26/7/4
	Be willing to read simple short illustrated stories.			√	√	27/7/4
X	Recognize and apply the directionality in writing English (e.g. left/right, top/bottom).	√	√			28/7/4
X	Use lined paper correctly with headline, midline, and baseline.	√	√	√	√	29/7/4
X	Copy words, numbers and simple short sentences.	√	√	√	√	30/7/4
X	Write upper/lower case letters correctly.	√	√	√	√	31/7/4
X	Use appropriate spacing between words and sentences.			√	√	32/7/4
	Write guided short answers to written questions.			√	√	33/7/4
X	Do controlled writing such as supplying missing letters and words.	√	√	√	√	34/7/4
X	Recognize and apply the punctuation and capitalization assigned for this grade: (capitalizing the beginning of names, sentences, questions and the use of full stop and question mark).	√	√	√	√	35/7/4